

BELMONT, GEELONG - STAGE 1

TOWN PLANNING DRAWINGS - REV B
JUNE 2017

DRAWING NUMBER	TITLE	ISSUE DATE	Current Revision
TP -	COVER SHEET	22/08/16	B
TP00	DEVELOPMENT SUMMARY	22/08/16	B
TP01	SITE ANALYSIS	04/03/16	
TP02	DESIGN RESPONSE	22/08/16	B
TP03	EXISTING SITE PLAN	04/03/16	
TP04	PROPOSED SITE PLAN	22/08/16	B
TP05	SUBDIVISION PLAN	22/08/16	B
TP06	STAGING PLAN	22/08/16	B
TP10	STAGE 1 - GENERAL PLAN	22/08/16	B
TP11	GROUND FLOOR PLAN	22/08/16	A
TP12	GROUND FLOOR TH01-TH05	22/08/16	A
TP13	GROUND FLOOR TH06-TH12	22/08/16	A
TP14	GROUND FLOOR TH13-TH19	22/08/16	A
TP15	GROUND FLOOR TH20-TH26	22/08/16	A
TP16	FIRST FLOOR PLAN	22/08/16	A
TP17	FIRST FLOOR TH01-TH05	04/03/16	
TP18	FIRST FLOOR TH06-TH12	04/03/16	
TP19	FIRST FLOOR TH13-TH19	04/03/16	
TP20	FIRST FLOOR TH20-TH26	04/03/16	
TP21	ROOF PLAN	22/08/16	A
TP30	N & S ELEVATIONS 1	22/08/16	A
TP31	N & S ELEVATIONS 2	22/08/16	A
TP32	E & W ELEVATIONS 1	22/08/16	A
TP33	E & W ELEVATIONS 2	22/08/16	A
TP34	E & W ELEVATIONS 3	22/08/16	A
TP35	STREET SECTIONS	04/03/16	A
TP40	MATERIAL BOARD	04/03/16	
TP50	SHADOW DIAGRAM 9AM	04/03/16	
TP51	SHADOW DIAGRAM 10AM	04/03/16	
TP52	SHADOW DIAGRAM 11AM	04/03/16	
TP53	SHADOW DIAGRAM 12PM	04/03/16	
TP54	SHADOW DIAGRAM 1 PM	04/03/16	
TP55	SHADOW DIAGRAM 2PM	04/03/16	
TP56	SHADOW DIAGRAM 3PM	04/03/16	



DEVELOPMENT SUMMARY

TOTAL AREA STAGE 1	33,814 SQM
PROPOSED UNITS	2
- Type A	1
- Type B	1
- Type C	0
TOTAL	2
TOTAL VISITOR CAR PARKING ON THE STREET	13

VVVV	TH NUMBER	TH TYPE	LOT AREA (SQM)	SITE COVERAGE (%)	PERMEABILITY (%)	SPOS
LOT 1	TH1	TYPE C - CORNER	264.30 m ²	49.0%	36.0%	55 m ²
LOT 2	TH2	TYPE A - DOUBLE GARAGE	179.20 m ²	68.9%	15.0%	40 m ²
LOT 3	TH3	TYPE A - DOUBLE GARAGE	179.20 m ²	68.9%	15.0%	40 m ²
LOT 4	TH4	TYPE B - TANDEM GARAGE	179.20 m ²	63.0%	15.9%	40 m ²
LOT 5	TH5	TYPE C - CORNER	224.00 m ²	97.7%	25.9%	50 m ²
LOT 6	TH6	TYPE A - DOUBLE GARAGE	201.60 m ²	61.2%	24.5%	52 m ²
LOT 7	TH7	TYPE B - TANDEM GARAGE	179.20 m ²	63.0%	15.9%	42 m ²
LOT 8	TH8	TYPE B - TANDEM GARAGE	179.20 m ²	63.0%	15.9%	42 m ²
LOT 9	TH9	TYPE A - DOUBLE GARAGE	179.20 m ²	68.9%	14.2%	40 m ²
LOT 10	TH10	TYPE B - TANDEM GARAGE	179.20 m ²	63.0%	14.5%	42 m ²
LOT 11	TH11	TYPE A - DOUBLE GARAGE	179.20 m ²	68.9%	14.2%	40 m ²
LOT 12	TH12	TYPE A - DOUBLE GARAGE	242.14 m ²	51.0%	36.5%	54 m ²
LOT 13	TH13	TYPE C - CORNER	276.30 m ²	46.8%	38.8%	66 m ²
LOT 14	TH14	TYPE A - DOUBLE GARAGE	187.20 m ²	65.9%	18.7%	48 m ²
LOT 15	TH15	TYPE B - TANDEM GARAGE	187.20 m ²	60.3%	19.5%	50 m ²
LOT 16	TH16	TYPE B - TANDEM GARAGE	187.20 m ²	60.3%	19.5%	50 m ²
LOT 17	TH17	TYPE A - DOUBLE GARAGE	187.20 m ²	65.9%	18.6%	48 m ²
LOT 18	TH18	TYPE A - DOUBLE GARAGE	187.20 m ²	65.9%	18.3%	48 m ²
LOT 19	TH19	TYPE C - CORNER	252.90 m ²	51.1%	33.9%	66 m ²
LOT 20			363.82 m ²			
LOT 21			363.82 m ²			
LOT 22			363.82 m ²			
LOT 23			330.75 m ²			
LOT 24			330.75 m ²			
LOT 25			330.75 m ²			
LOT 26			363.82 m ²			
LOT 27			363.82 m ²			
LOT 28			330.75 m ²			
LOT 29			330.75 m ²			
LOT 30			330.75 m ²			
LOT 31			363.82 m ²			
LOT 32			363.82 m ²			
LOT 33			330.75 m ²			
LOT 34			330.75 m ²			
LOT 35			330.75 m ²			
LOT 36			363.82 m ²			
LOT 37			363.82 m ²			
LOT 38			363.82 m ²			
LOT 39	TH20	TYPE C - CORNER	276.30 m ²	46.8%	38.8%	66 m ²
LOT 40	TH21	TYPE A - DOUBLE GARAGE	187.20 m ²	65.9%	18.6%	48 m ²
LOT 41	TH22	TYPE B - TANDEM GARAGE	187.20 m ²	60.3%	19.6%	50 m ²
LOT 42	TH23	TYPE B - TANDEM GARAGE	187.20 m ²	60.3%	19.5%	50 m ²
LOT 43	TH24	TYPE A - DOUBLE GARAGE	187.20 m ²	65.9%	18.6%	48 m ²
LOT 44	TH25	TYPE A - DOUBLE GARAGE	187.20 m ²	65.9%	18.7%	48 m ²
LOT 45	TH26	TYPE C - CORNER	252.90 m ²	51.1%	33.8%	66 m ²
LOT 46			363.82 m ²			
LOT 47			363.82 m ²			
LOT 48			363.82 m ²			
LOT 49			330.75 m ²			
LOT 50			330.75 m ²			
LOT 51			330.75 m ²			
LOT 52			363.82 m ²			
LOT 53			363.82 m ²			
LOT 54			330.75 m ²			
LOT 55			330.75 m ²			
LOT 56			330.75 m ²			
LOT 57			363.82 m ²			
LOT 58			363.82 m ²			
LOT 59			330.75 m ²			
LOT 60			330.75 m ²			
LOT 61			330.75 m ²			
LOT 62			363.82 m ²			
LOT 63			363.82 m ²			
LOT 64			363.82 m ²			
LOT 65			352.61 m ²			
LOT 66			357.11 m ²			
LOT 67			357.11 m ²			
LOT 68			323.24 m ²			
LOT 69			357.11 m ²			
LOT 70			357.11 m ²			
LOT 71			357.11 m ²			
LOT 72			357.11 m ²			
LOT 73			323.24 m ²			
LOT 74			357.11 m ²			
LOT 75			357.11 m ²			
LOT 76			357.11 m ²			
LOT 77			357.11 m ²			
LOT 78			357.11 m ²			
LOT 79			323.24 m ²			
LOT 80			357.11 m ²			
LOT 81			357.11 m ²			
LOT 82			357.11 m ²			
LOT 83			357.11 m ²			
LOT 84			323.24 m ²			
LOT 85			357.11 m ²			
LOT 86			357.11 m ²			
LOT 87			355.68 m ²			



1 - Corner of Stephen St and Henry St



2 - Corner of Johnson St and Henry St



3 - Corner of Corio-Waurn Ponds Rd and Henry St



4 - Corio-Waurn Ponds Rd



5 - Corner of Reynolds Rd and Henry St



6 - Marjorie Ave



7 - Henry St 1



8 - Henry St 2

↙ Belaire Primary School 1.1 Km
 ↑ Belmont High School 1.0 Km
 ↑ Roslyn Primary School 1.4 Km
 ↗ Geelong CBD 5.5 Km
 ↗ Simonds Stadium 4.6 Km
 ↗ Geelong Racecourse 4.2 Km

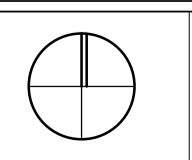
↙ McDonald Reserve 0.4 Km
 ↙ Princes Fwy 3.1 Km
 ↙ Clairvaux Catholic School 0.5 Km

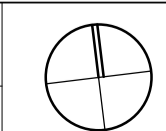
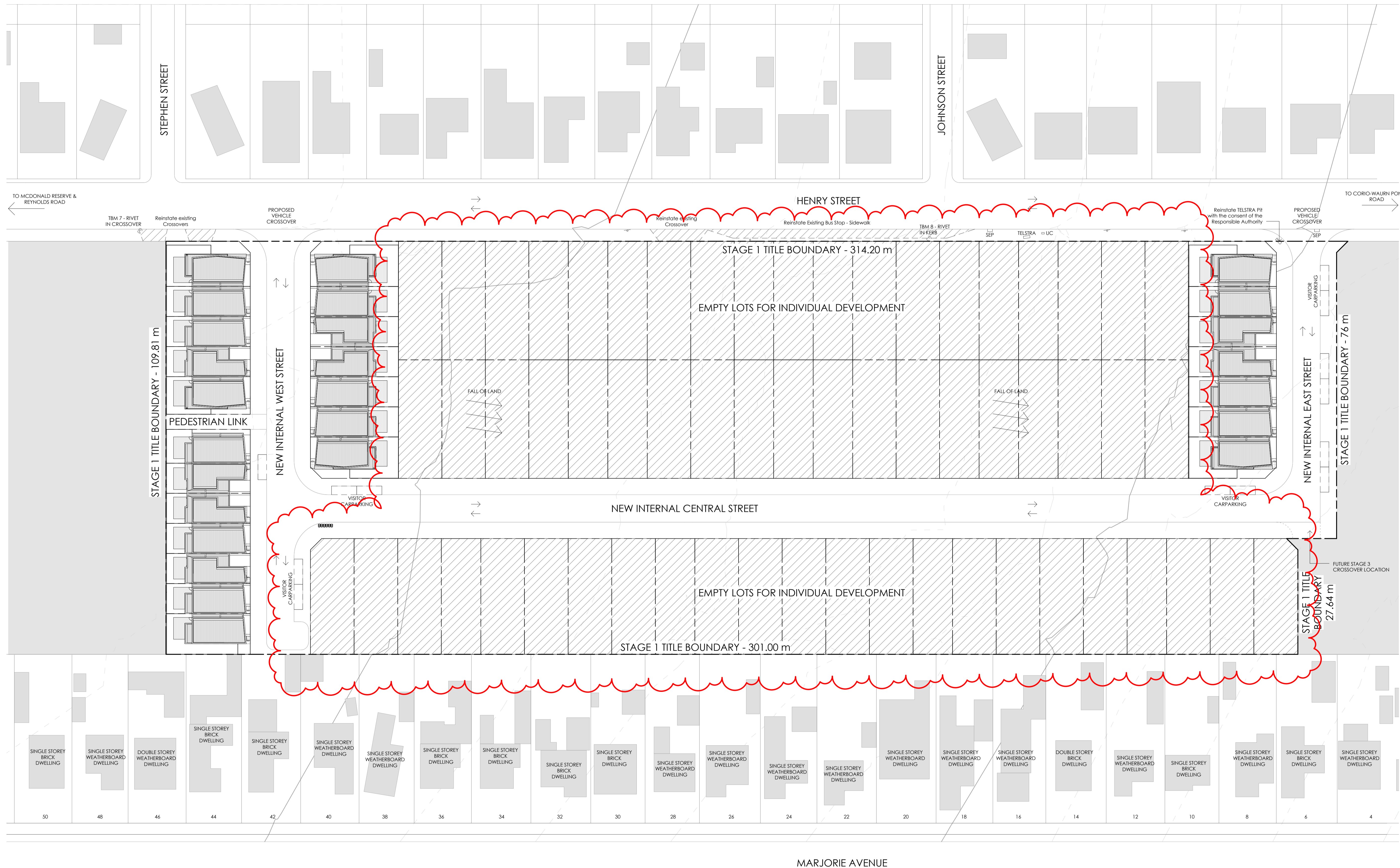
↙ Christian College Junior School 1.3 Km
 ↙ Deakin University 3.8 Km
 ↙ South Barwon Civic Centre 1.0 Km
 ↙ City of Greater Geelong Belmont office 1.0 Km
 ↙ Waurn Ponds Library 1.9 Km
 ↙ Leisurelink Aquatic and Recreation Centre 1.9 Km

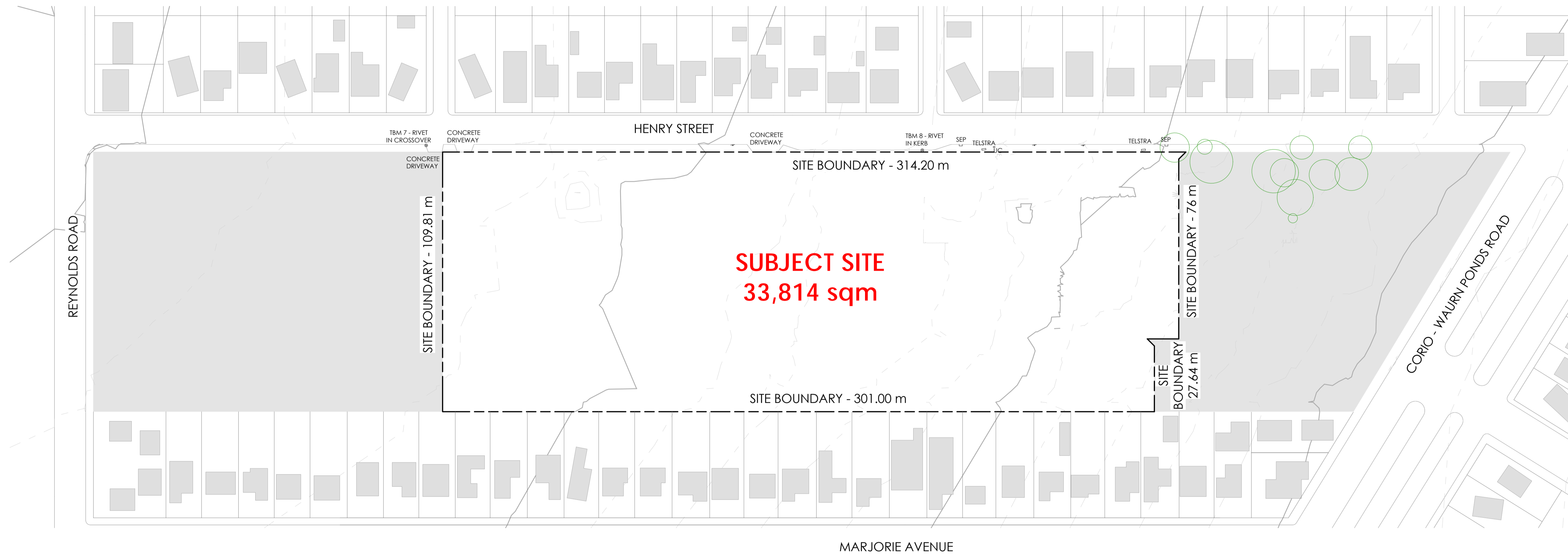
→ Winter Reserve 1.3 Km
 → Oberon High School 1.2 Km



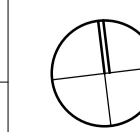
No.	Description

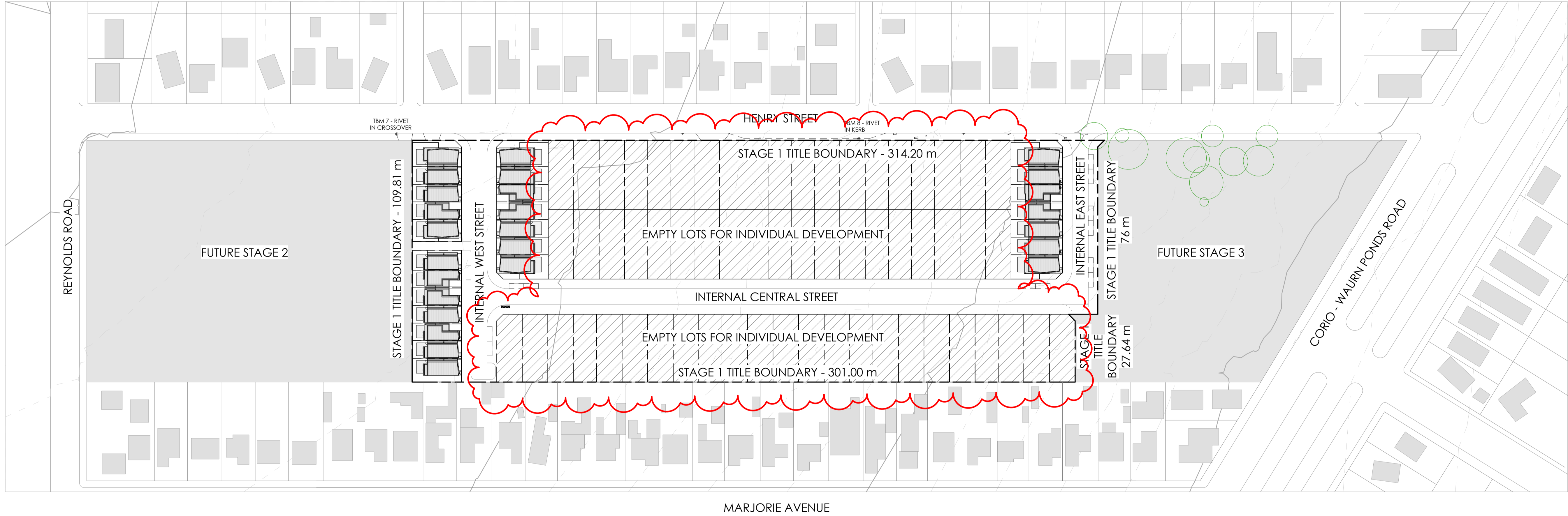






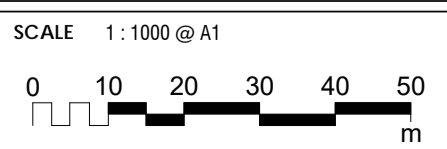
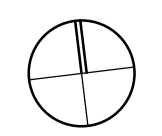
No.	Description






No.	Description
B	EMPTY LOT SUBDIVISION BREAK UP AMENDED. LOTS RE-NUMBERED ACCORDINGLY.

TITLE: **PROPOSED SITE PLAN**
PROJECT: Belmont, Geelong



JOB NO.	1503
DATE	18/05/2017
DRAWING NO.	TP04
REV. No.	B

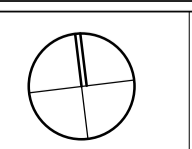


HENRY STREET

MARJORIE AVENUE

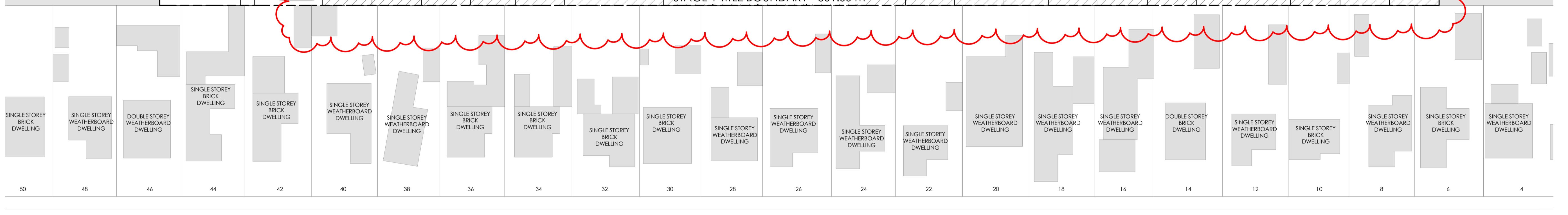
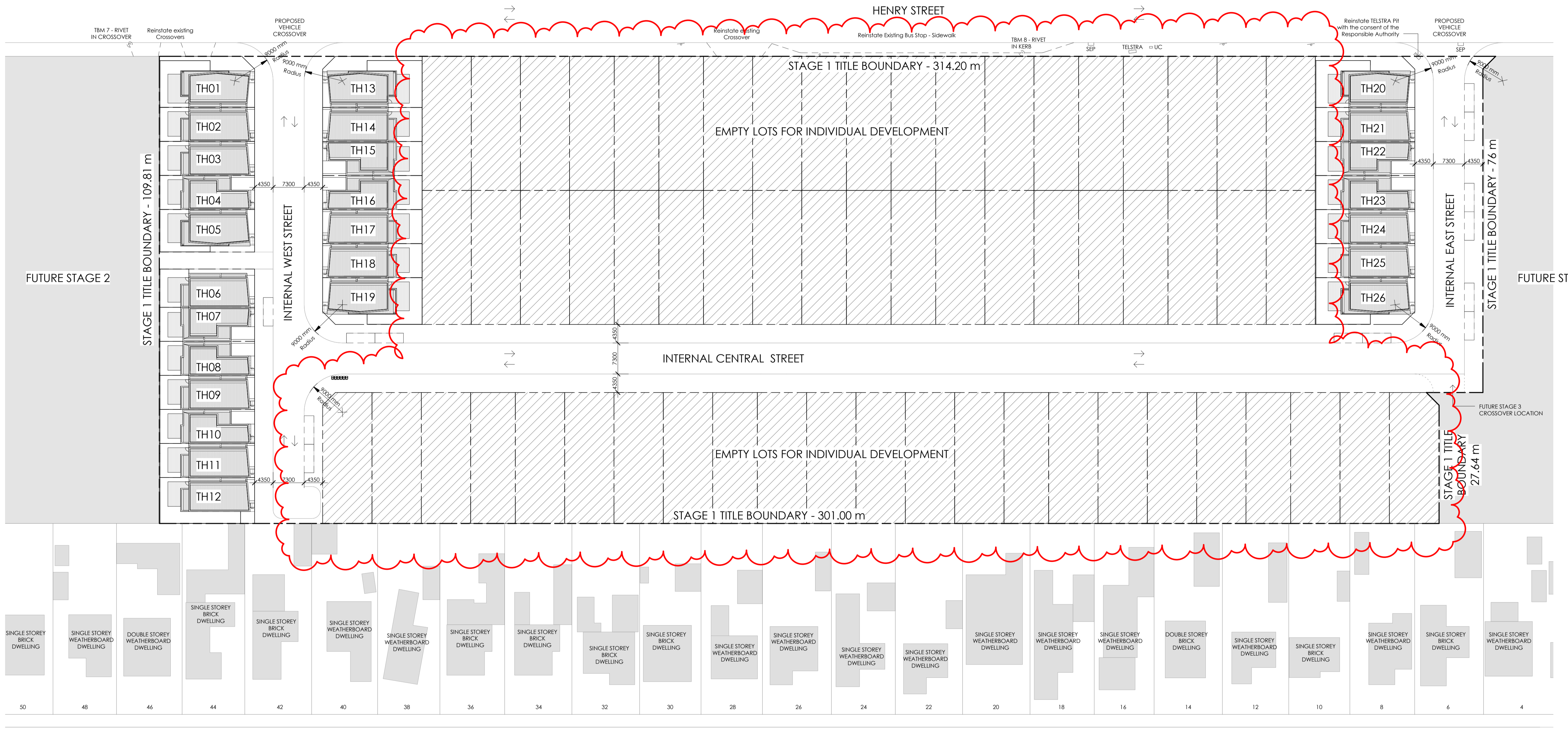
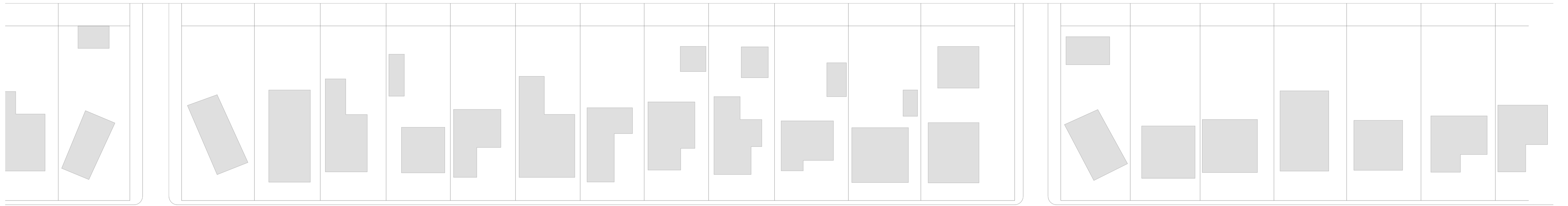
No.	Description
B	EMPTY LOT SUBDIVISION BREAK UP AMENDED. LOTS RE-NUMBERED ACCORDINGLY.

TITLE:	SUBDIVISION PLAN
PROJECT:	Belmont, Geelong



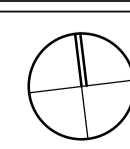
SCALE:	1:500 @ A1

JOB NO.:	1503
DATE:	18/05/2017
DRAWING NO.:	TP05 B



MARJORIE AVENUE

SITE INFORMATION	
TOTAL AREA STAGE 1	33,814 SQM
TOTAL NUM. OF LOTS	87
TOTAL AREA STAGE 1-A	20
TOTAL AREA STAGE 1-B	27
TOTAL AREA STAGE 1-C	40



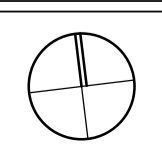
DEVELOPMENT SUMMARY	
TOTAL AREA STAGE 1	33,814 SQM
PROPOSED UNITS	
- Type A	12
- Type B	8
- Type C	6
TOTAL	26
TOTAL VISITOR CAR PARKING ON THE STREET	13
TH	TYPE
TH01	TYPE C - CORNER
TH02	TYPE A - DOUBLE GARAGE
TH03	TYPE A - DOUBLE GARAGE
TH04	TYPE B - TANDEM GARAGE
TH05	TYPE C - CORNER
TH06	TYPE A - DOUBLE GARAGE
TH07	TYPE B - TANDEM GARAGE
TH08	TYPE B - TANDEM GARAGE
TH09	TYPE A - DOUBLE GARAGE
TH10	TYPE B - TANDEM GARAGE
TH11	TYPE A - DOUBLE GARAGE
TH12	TYPE A - DOUBLE GARAGE
TH13	TYPE C - CORNER
TH14	TYPE A - DOUBLE GARAGE
TH15	TYPE B - TANDEM GARAGE
TH16	TYPE B - TANDEM GARAGE
TH17	TYPE A - DOUBLE GARAGE
TH18	TYPE A - DOUBLE GARAGE
TH19	TYPE C - CORNER
TH20	TYPE C - CORNER
TH21	TYPE A - DOUBLE GARAGE
TH22	TYPE B - TANDEM GARAGE
TH23	TYPE B - TANDEM GARAGE
TH24	TYPE A - DOUBLE GARAGE
TH25	TYPE A - DOUBLE GARAGE
TH26	TYPE C - CORNER



Areas GFA		Areas P.O.S.	
Townhouse	Area	Townhouse	Area
TH01	Ground floor 121 m² First floor 93 m² 214 m²	Private open space	55 m²
TH02	Ground floor 117 m² First floor 91 m² 208 m²	Private open space	40 m²
TH03	Ground floor 117 m² First floor 91 m² 208 m²	Private open space	40 m²
TH04	Ground floor 108 m² First floor 82 m² 190 m²	Private open space	50 m²
TH05	Ground floor 117 m² First floor 93 m² 210 m²	Private open space	52 m²
TH06	Ground floor 117 m² First floor 91 m² 208 m²	Private open space	42 m²
TH07	Ground floor 108 m² First floor 82 m² 190 m²	Private open space	42 m²
TH08	Ground floor 108 m² First floor 82 m² 190 m²	Private open space	42 m²
TH09	Ground floor 117 m² First floor 91 m² 208 m²	Private open space	40 m²
TH10	Ground floor 108 m² First floor 82 m² 190 m²	Private open space	40 m²
TH11	Ground floor 117 m² First floor 91 m² 208 m²	Private open space	42 m²
TH12	Ground floor 117 m² First floor 91 m² 208 m²	Private open space	42 m²
TH13	Ground floor 108 m² First floor 82 m² 190 m²	Private open space	40 m²
TH14	Ground floor 108 m² First floor 82 m² 190 m²	Private open space	40 m²
TH15	Ground floor 117 m² First floor 91 m² 208 m²	Private open space	42 m²
TH16	Ground floor 117 m² First floor 91 m² 208 m²	Private open space	42 m²
TH17	Ground floor 121 m² First floor 93 m² 214 m²	Private open space	48 m²
TH18	Ground floor 117 m² First floor 91 m² 208 m²	Private open space	48 m²
TH19	Ground floor 117 m² First floor 91 m² 208 m²	Private open space	48 m²
TH20	Ground floor 108 m² First floor 82 m² 190 m²	Private open space	66 m²
TH21	Ground floor 108 m² First floor 82 m² 190 m²	Private open space	66 m²
TH22	Ground floor 117 m² First floor 91 m² 208 m²	Private open space	50 m²
TH23	Ground floor 117 m² First floor 91 m² 208 m²	Private open space	50 m²
TH24	Ground floor 117 m² First floor 91 m² 208 m²	Private open space	48 m²
TH25	Ground floor 121 m² First floor 93 m² 214 m²	Private open space	48 m²
TH26	Ground floor 121 m² First floor 93 m² 214 m²	Private open space	48 m²
Grand total		Private open space	1288 m²

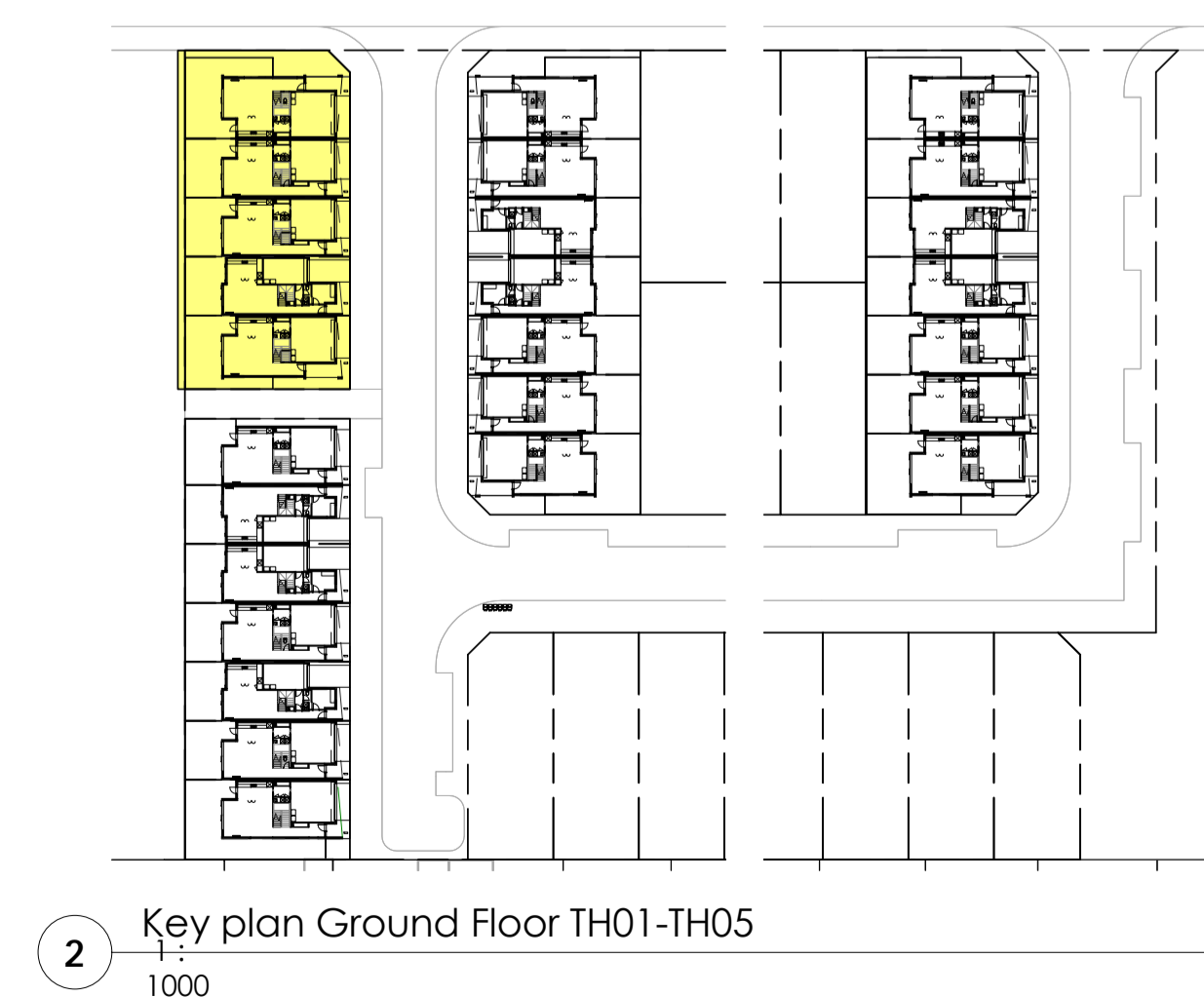
SPACE FOR BIN COLLECTION FOR TH'S 10 TO 12

NOTE: REFER TO TP12-TP15 FOR DETAILS



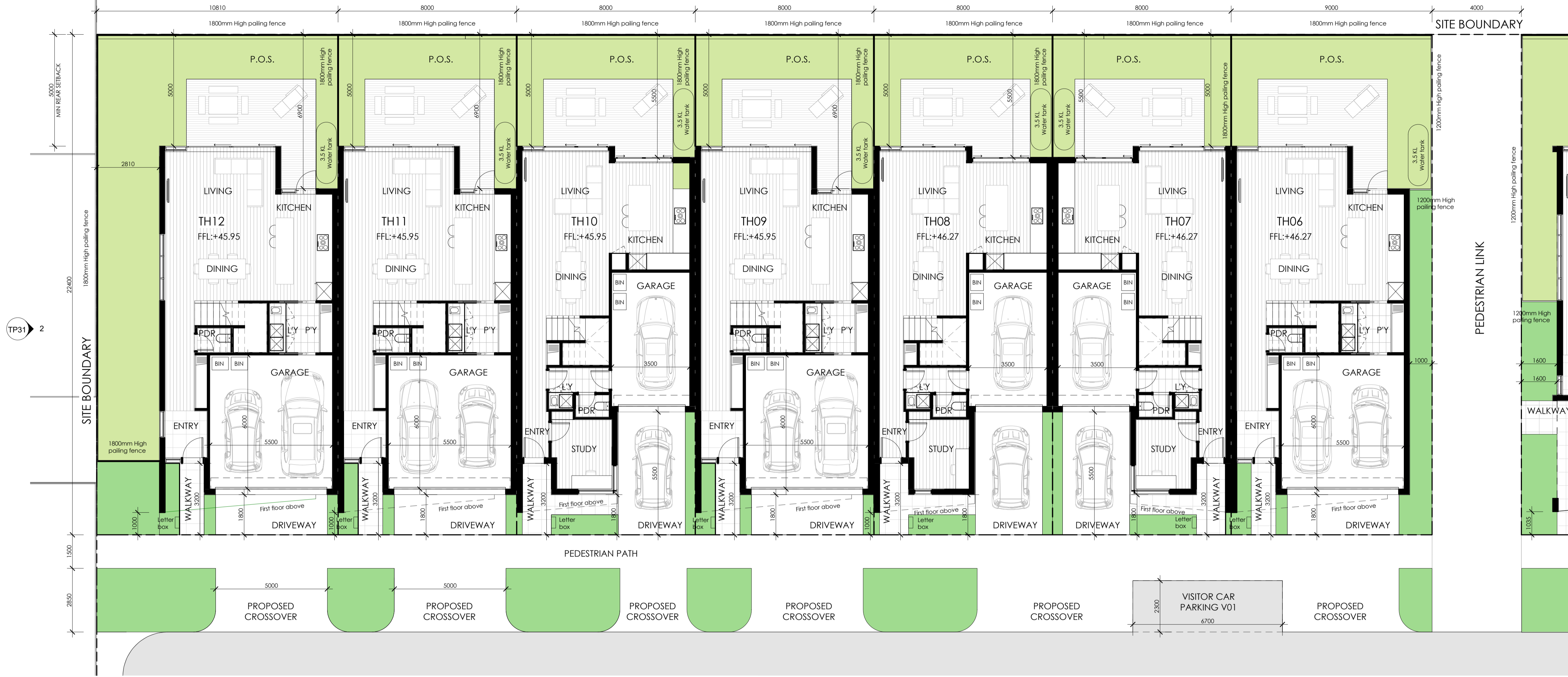


1 Ground Floor TH01 - TH05
1 : 100



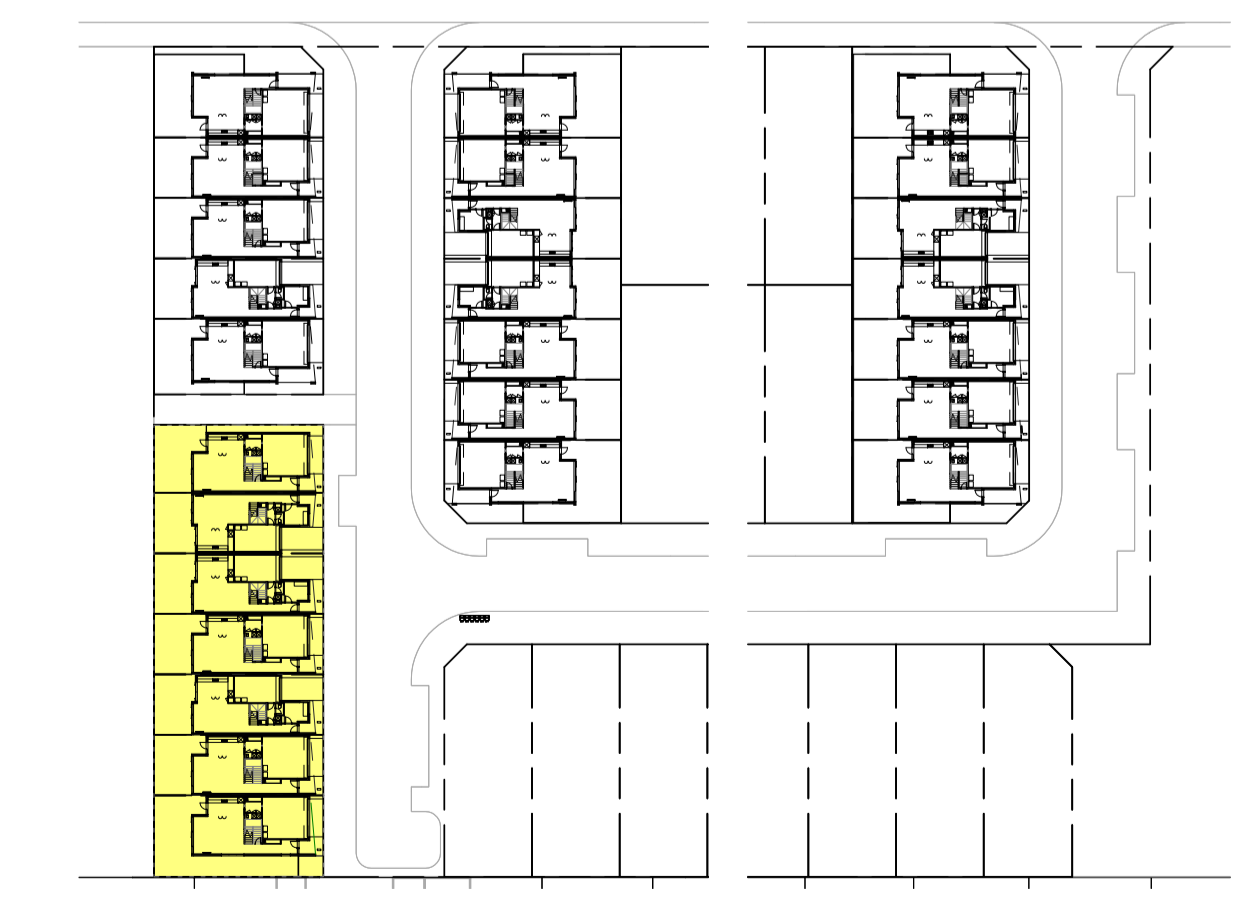
2 Key plan Ground Floor TH01-TH05
1000

TP33
3



1 Ground Floor TH06 - TH12
1 : 100

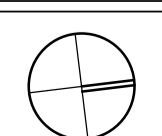
INTERNAL WEST STREET



2 Key plan Ground Floor TH06-TH12
1 : 1000

No.	Description
A	AMENDMENTS AFTER COUNCIL REFERRAL LETTERS: PARAPET HEIGHTS RAISED BY 200mm TYPICALLY.

TITLE
GROUND FLOOR TH06 -TH12
PROJECT: Belmont, Geelong



SCALE As indicated @ A1
0 1 2 3 4 5 m

JOB NO.	1503
DATE	08/09/2016
DRAWING NO.	TP13 A



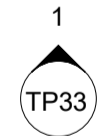
INTERNAL WEST STREET



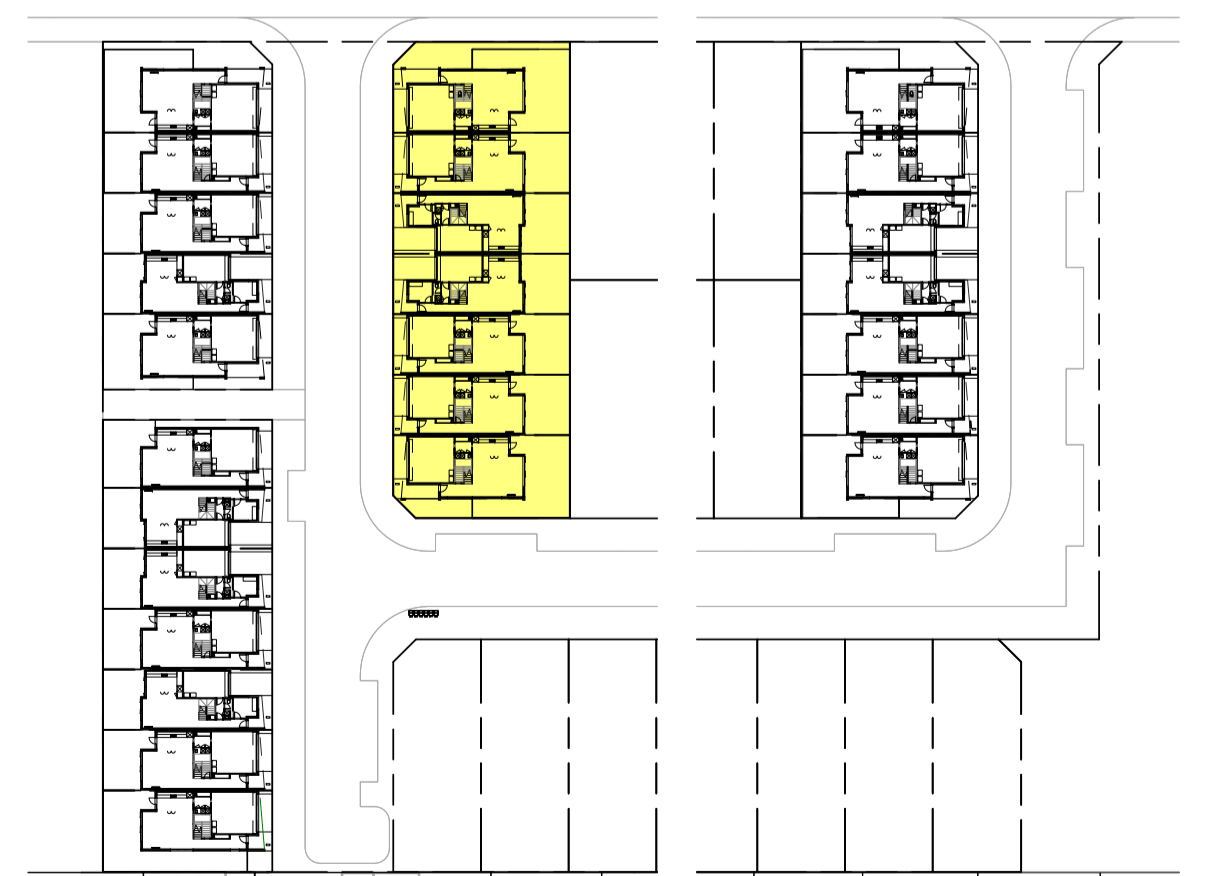
INTERNAL CENTRAL STREET

HENRY STREET

1 Ground Floor TH13 - TH19
1 : 100

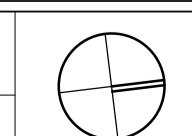


TP33



2 Key plan Ground Floor TH13-TH19
1000

No.	Description
A	AMENDMENTS AFTER COUNCIL REFERRAL LETTERS: PARAPET HEIGHTS RAISED BY 200mm TYPICALLY.



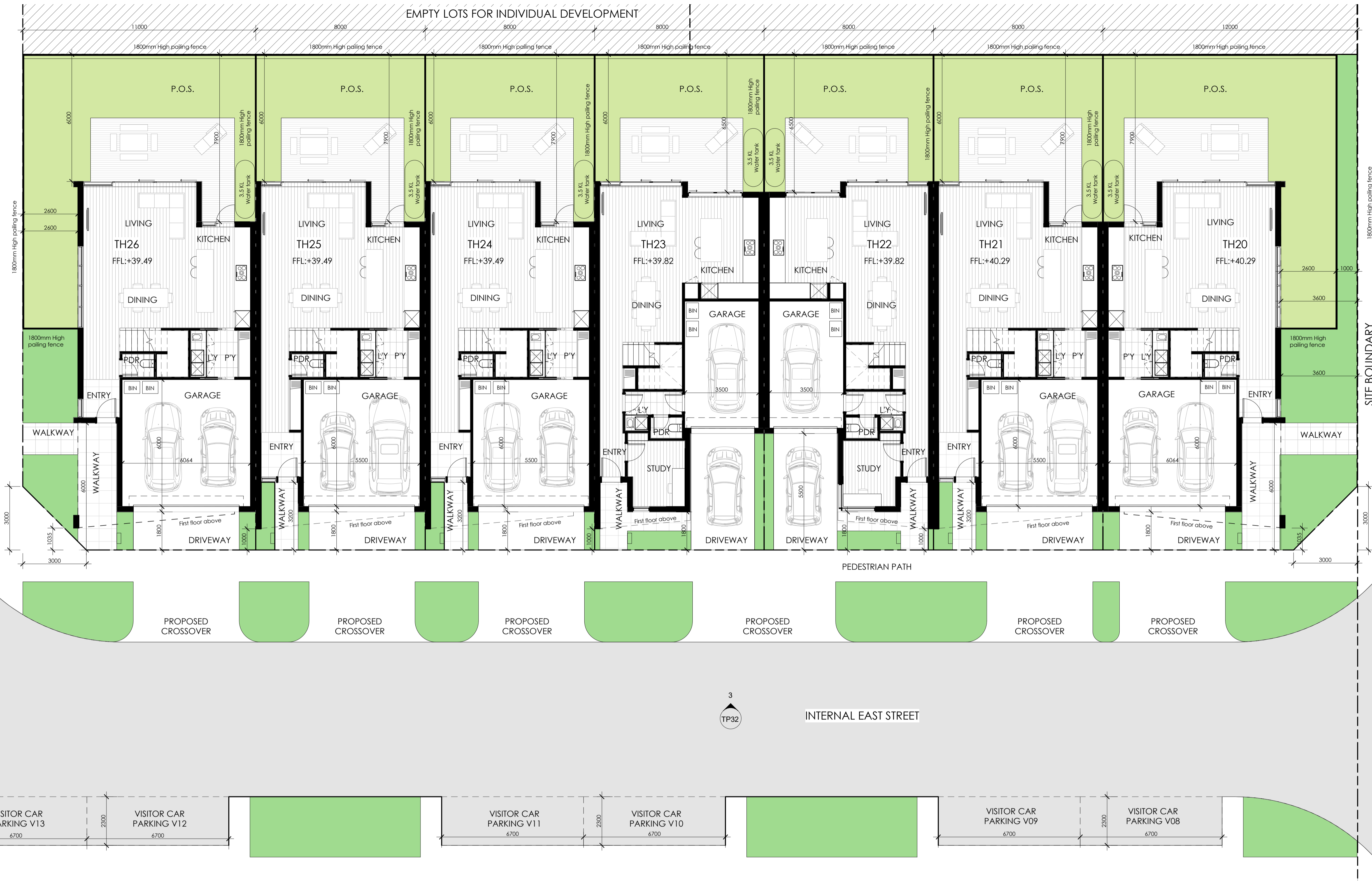
INTERNAL CENTRAL STREET

TP31 1

HENRY STREET

TP30 3

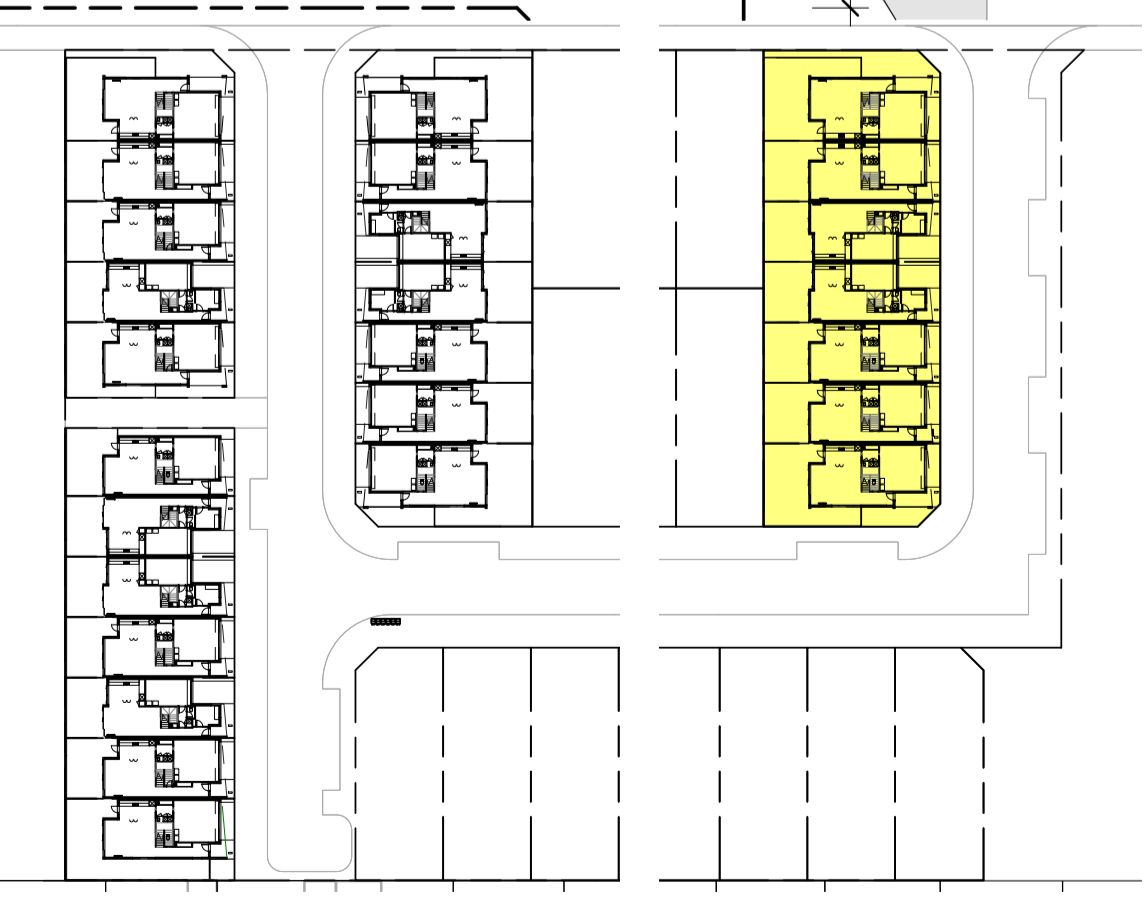
EMPTY LOTS FOR INDIVIDUAL DEVELOPMENT



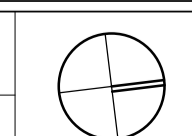
1 Ground Floor TH20 - TH26
1 : 100

SITE BOUNDARY

2 Key plan Ground Floor TH20-TH26
1 : 1000

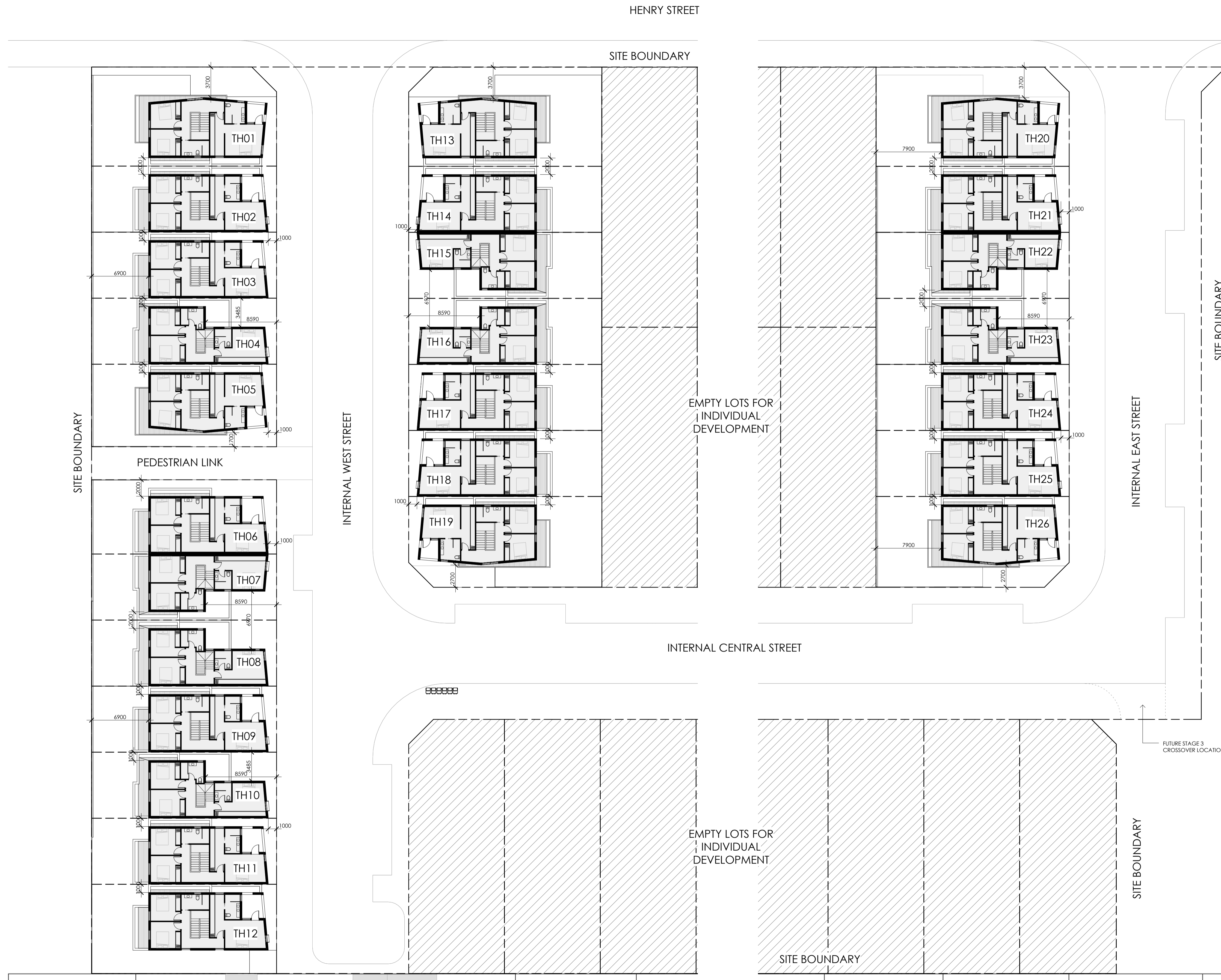


No.	Description
A	AMENDMENTS AFTER COUNCIL REFERRAL LETTERS: PARAPET HEIGHTS RAISED BY 200mm TYPICALLY.



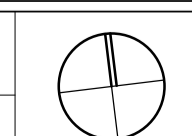
DEVELOPMENT SUMMARY	
TOTAL AREA STAGE 1	33,814 SQM
PROPOSED UNITS	
- Type A	12
- Type B	8
- Type C	6
TOTAL	26
TOTAL VISITOR CAR PARKING ON THE STREET	13

TH	TYPE
TH01	TYPE C - CORNER
TH02	TYPE A - DOUBLE GARAGE
TH03	TYPE A - DOUBLE GARAGE
TH04	TYPE B - TANDEM GARAGE
TH05	TYPE C - CORNER
TH06	TYPE A - DOUBLE GARAGE
TH07	TYPE B - TANDEM GARAGE
TH08	TYPE B - TANDEM GARAGE
TH09	TYPE A - DOUBLE GARAGE
TH10	TYPE B - TANDEM GARAGE
TH11	TYPE A - DOUBLE GARAGE
TH12	TYPE A - DOUBLE GARAGE
TH13	TYPE C - CORNER
TH14	TYPE A - DOUBLE GARAGE
TH15	TYPE B - TANDEM GARAGE
TH16	TYPE B - TANDEM GARAGE
TH17	TYPE A - DOUBLE GARAGE
TH18	TYPE A - DOUBLE GARAGE
TH19	TYPE C - CORNER
TH20	TYPE C - CORNER
TH21	TYPE A - DOUBLE GARAGE
TH22	TYPE B - TANDEM GARAGE
TH23	TYPE B - TANDEM GARAGE
TH24	TYPE A - DOUBLE GARAGE
TH25	TYPE A - DOUBLE GARAGE
TH26	TYPE C - CORNER



Areas GFA			Areas P.O.S.		
Townhouse	Area		Townhouse	Area	
TH01	Ground floor	121 m ²	TH01	Private open space	55 m ²
TH01	First floor	93 m ²	TH02	Private open space	40 m ²
		214 m ²	TH03	Private open space	40 m ²
TH02	Ground floor	117 m ²	TH04	Private open space	40 m ²
TH02	First floor	91 m ²	TH05	Private open space	50 m ²
		208 m ²	TH06	Private open space	52 m ²
TH03	Ground floor	117 m ²	TH07	Private open space	52 m ²
TH03	First floor	91 m ²	TH08	Private open space	42 m ²
		208 m ²	TH09	Private open space	42 m ²
TH04	Ground floor	108 m ²	TH10	Private open space	42 m ²
TH04	First floor	82 m ²	TH11	Private open space	42 m ²
		190 m ²	TH12	Private open space	40 m ²
TH05	Ground floor	117 m ²	TH13	Private open space	40 m ²
TH05	First floor	93 m ²	TH14	Private open space	54 m ²
		210 m ²	TH15	Private open space	54 m ²
TH06	Ground floor	117 m ²	TH16	Private open space	66 m ²
TH06	First floor	91 m ²	TH17	Private open space	66 m ²
		208 m ²	TH18	Private open space	48 m ²
TH07	Ground floor	108 m ²	TH19	Private open space	48 m ²
TH07	First floor	82 m ²	TH20	Private open space	66 m ²
		190 m ²	TH21	Private open space	66 m ²
TH08	Ground floor	108 m ²	TH22	Private open space	50 m ²
TH08	First floor	82 m ²	TH23	Private open space	50 m ²
		190 m ²	TH24	Private open space	50 m ²
TH09	Ground floor	108 m ²	TH25	Private open space	48 m ²
TH09	First floor	82 m ²	TH26	Private open space	48 m ²
		190 m ²	Grand total		1288 m ²
TH10	Ground floor	108 m ²			
TH10	First floor	82 m ²			
		190 m ²			
TH11	Ground floor	117 m ²			
TH11	First floor	91 m ²			
		208 m ²			
TH12	Ground floor	117 m ²			
TH12	First floor	91 m ²			
		208 m ²			
TH13	Ground floor	121 m ²			
TH13	First floor	93 m ²			
		214 m ²			
TH14	Ground floor	117 m ²			
TH14	First floor	91 m ²			
		208 m ²			
TH15	Ground floor	108 m ²			
TH15	First floor	82 m ²			
		190 m ²			
TH16	Ground floor	108 m ²			
TH16	First floor	82 m ²			
		190 m ²			
TH17	Ground floor	117 m ²			
TH17	First floor	91 m ²			
		208 m ²			
TH18	Ground floor	117 m ²			
TH18	First floor	91 m ²			
		208 m ²			
TH19	Ground floor	121 m ²			
TH19	First floor	93 m ²			
		214 m ²			
TH20	Ground floor	121 m ²			
TH20	First floor	93 m ²			
		214 m ²			
TH21	Ground floor	117 m ²			
TH21	First floor	91 m ²			
		208 m ²			
TH22	Ground floor	108 m ²			
TH22	First floor	82 m ²			
		190 m ²			
TH23	Ground floor	108 m ²			
TH23	First floor	82 m ²			
		190 m ²			
TH24	Ground floor	117 m ²			
TH24	First floor	91 m ²			
		208 m ²			
TH25	Ground floor	117 m ²			
TH25	First floor	91 m ²			
		208 m ²			
TH26	Ground floor	121 m ²			
TH26	First floor	93 m ²			
		214 m ²			
Grand total		5294 m ²			

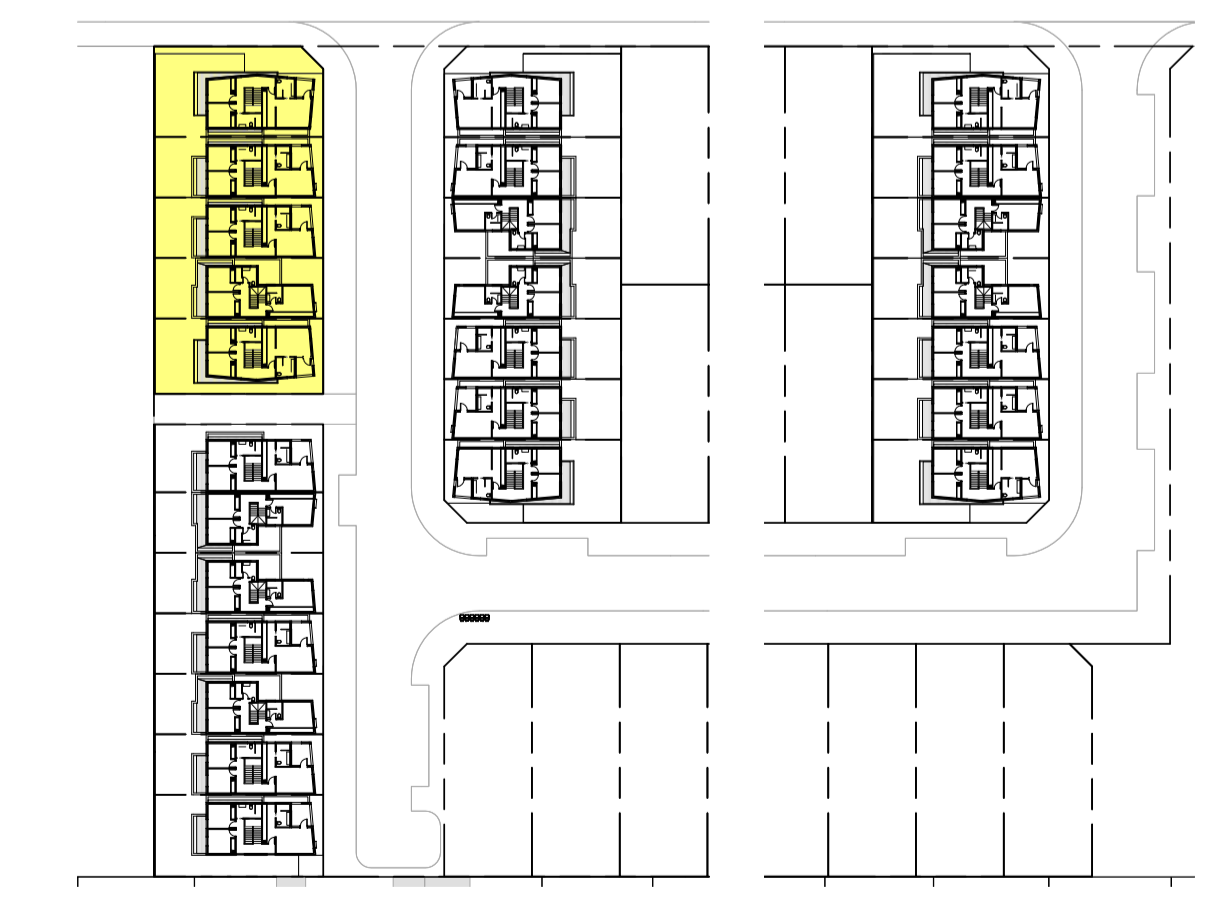
NOTE:
REFER TO TP17-TP20 FOR DETAILS





1 First Floor TH01 - TH05
1 : 100

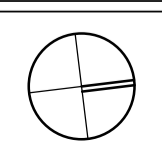
INTERNAL WEST STREET



2 Key plan First Floor TH01-TH05
1000

No.	Description

TITLE: **FIRST FLOOR TH01 - TH05**
PROJECT: Belmont, Geelong



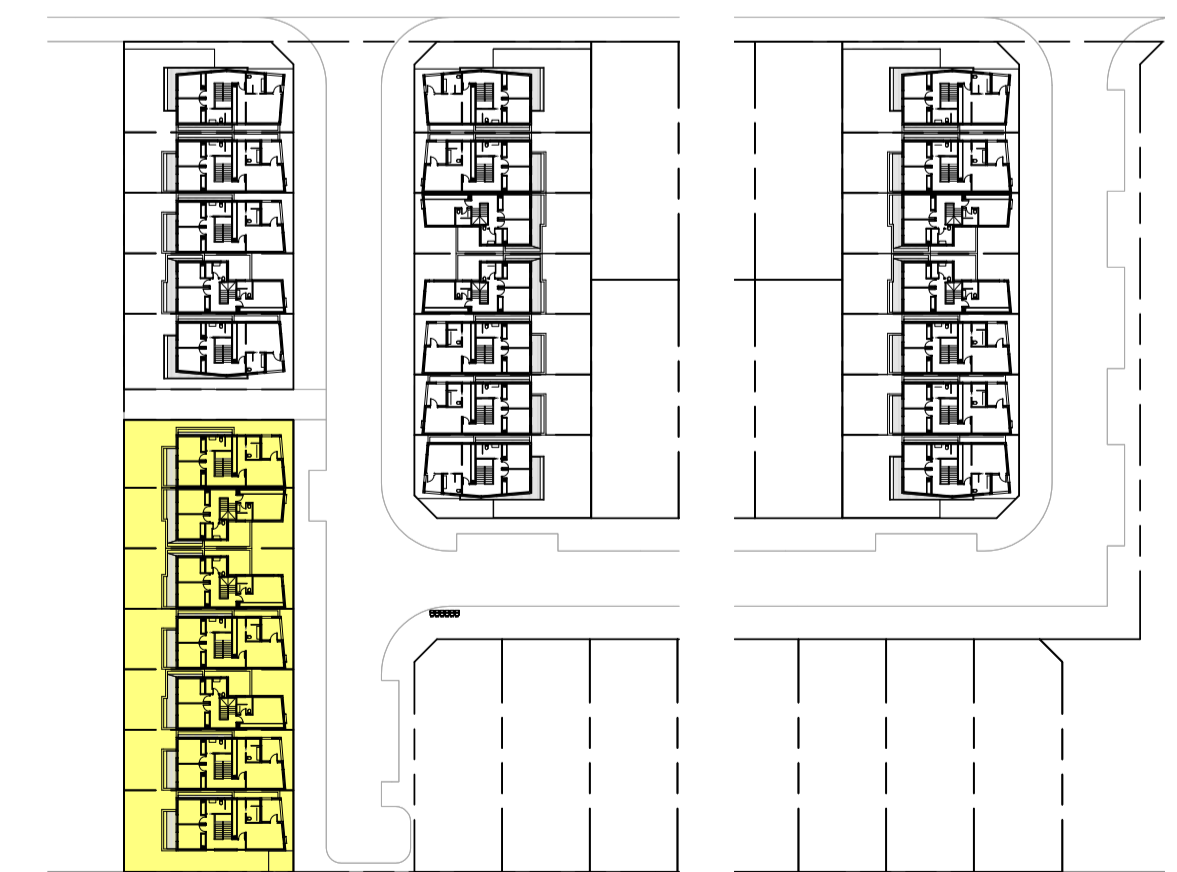
SCALE: As indicated @ A1
0 1 2 3 4 5 m

JOB NO. 1503
DATE
DRAWING NO. **TP17** REV. No.



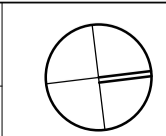
1 First Floor TH06 - TH12
1:100

INTERNAL WEST STREET



2 Key plan First Floor TH06-TH12
1000

No.	Description



INTERNAL WEST STREET

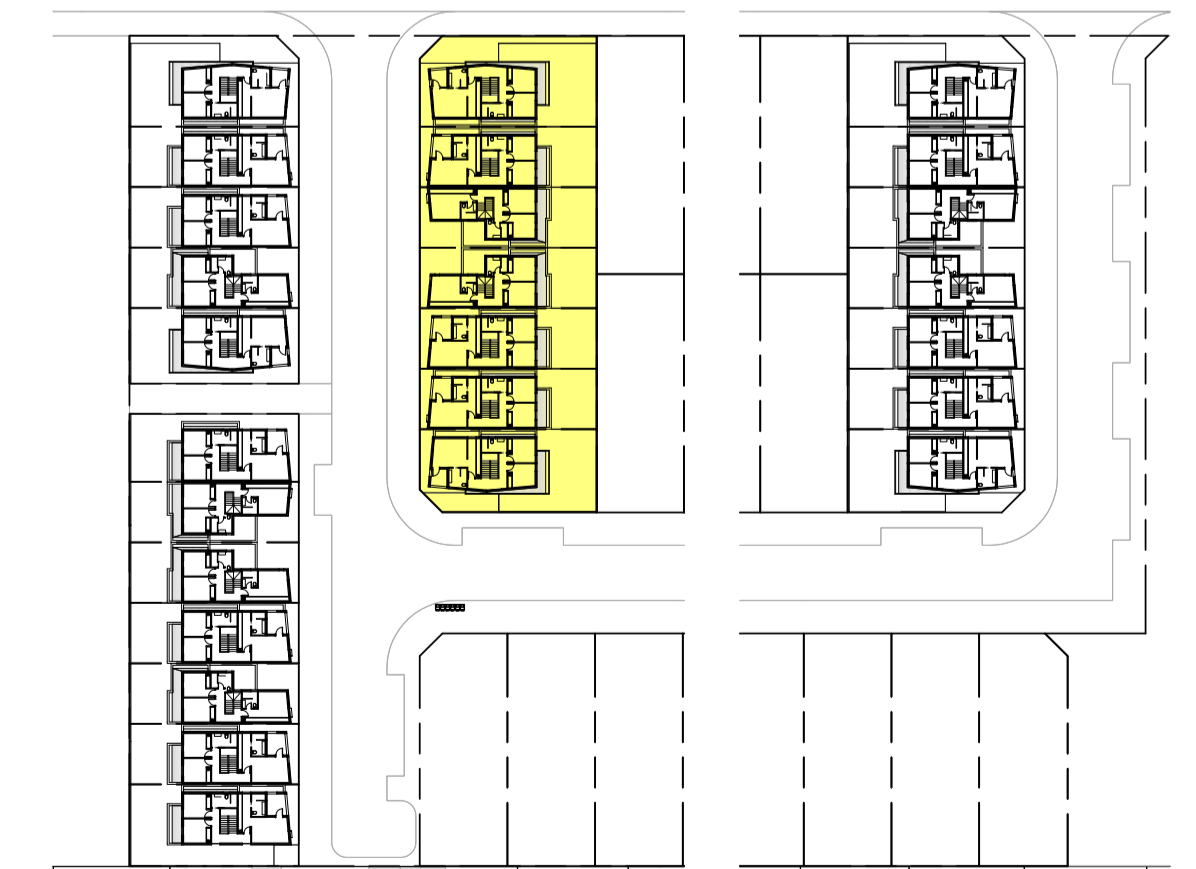
INTERNAL CENTRAL STREET

HENRY STREET



EMPTY LOTS FOR INDIVIDUAL DEVELOPMENT

1 First Floor TH13 - TH19
1:100



2 Key plan First Floor TH13-TH19
1000

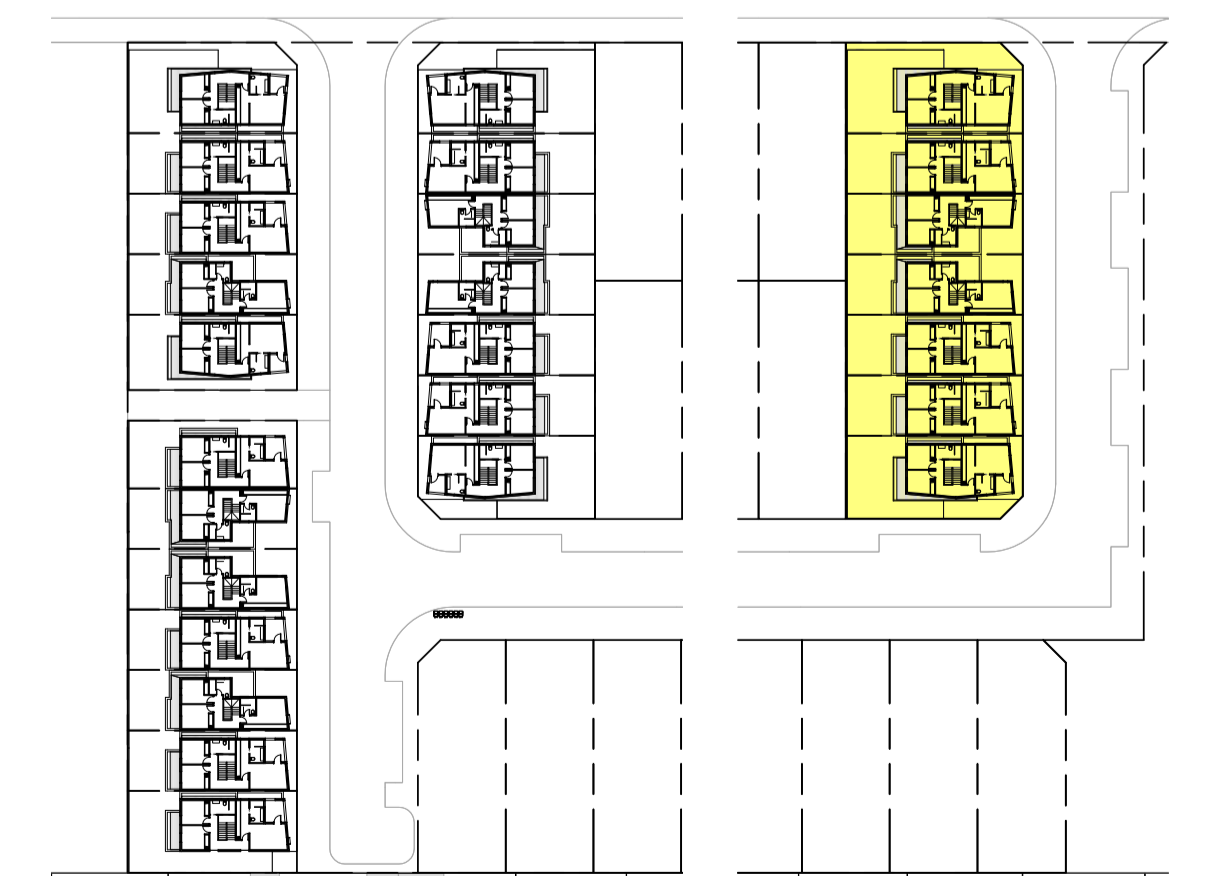
INTERNAL CENTRAL STREET

HENRY STREET



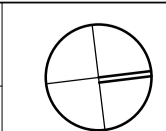
1 First Floor TH20 - TH26
1 : 100

INTERNAL EAST STREET



2 Key plan First Floor TH20-TH26
1 : 1000

No.	Description

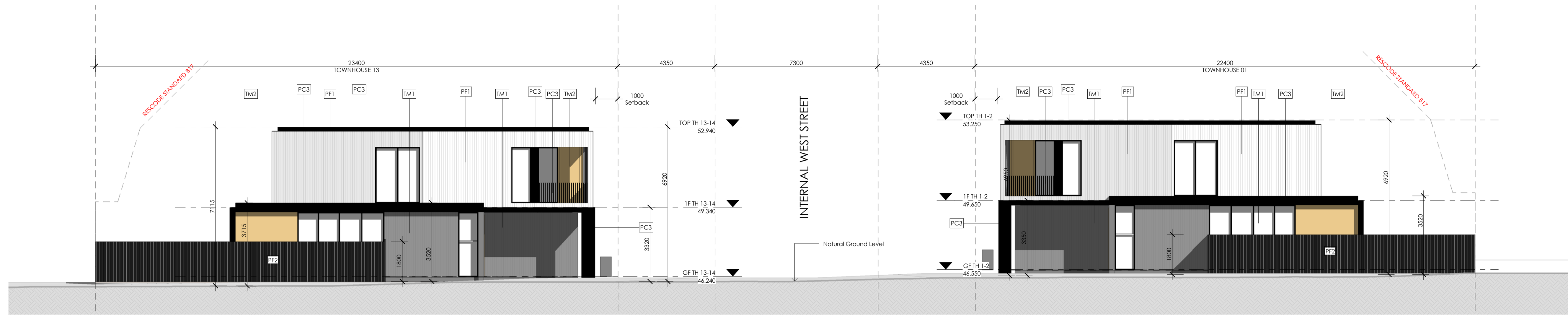


DEVELOPMENT SUMMARY	
TOTAL AREA STAGE 1	33,814 SQM
PROPOSED UNITS	
- Type A	12
- Type B	8
- Type C	6
TOTAL	26
TOTAL VISITOR CAR PARKING ON THE STREET	13

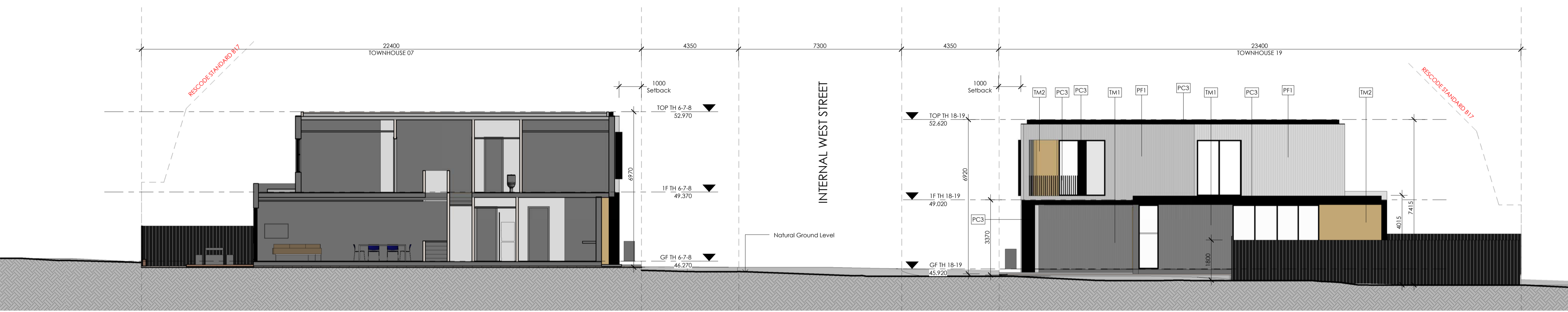
TH	TYPE
TH01	TYPE C - CORNER
TH02	TYPE A - DOUBLE GARAGE
TH03	TYPE A - DOUBLE GARAGE
TH04	TYPE B - TANDEM GARAGE
TH05	TYPE C - CORNER
TH06	TYPE A - DOUBLE GARAGE
TH07	TYPE B - TANDEM GARAGE
TH08	TYPE B - TANDEM GARAGE
TH09	TYPE A - DOUBLE GARAGE
TH10	TYPE B - TANDEM GARAGE
TH11	TYPE A - DOUBLE GARAGE
TH12	TYPE A - DOUBLE GARAGE
TH13	TYPE C - CORNER
TH14	TYPE A - DOUBLE GARAGE
TH15	TYPE B - TANDEM GARAGE
TH16	TYPE B - TANDEM GARAGE
TH17	TYPE A - DOUBLE GARAGE
TH18	TYPE A - DOUBLE GARAGE
TH19	TYPE C - CORNER
TH20	TYPE C - CORNER
TH21	TYPE A - DOUBLE GARAGE
TH22	TYPE B - TANDEM GARAGE
TH23	TYPE B - TANDEM GARAGE
TH24	TYPE A - DOUBLE GARAGE
TH25	TYPE A - DOUBLE GARAGE
TH26	TYPE C - CORNER



Areas GFA			Areas P.O.S.		
Townhouse	Area		Townhouse	Area	
TH01	Ground floor	121 m ²	TH01	Private open space	55 m ²
TH01	First floor	93 m ²	TH02	Private open space	40 m ²
		214 m ²	TH03	Private open space	40 m ²
TH02	Ground floor	117 m ²	TH04	Private open space	40 m ²
TH02	First floor	91 m ²	TH05	Private open space	50 m ²
		208 m ²	TH06	Private open space	52 m ²
TH03	Ground floor	117 m ²	TH07	Private open space	42 m ²
TH03	First floor	91 m ²	TH08	Private open space	42 m ²
		208 m ²	TH09	Private open space	40 m ²
TH04	Ground floor	108 m ²	TH10	Private open space	42 m ²
TH04	First floor	82 m ²	TH11	Private open space	42 m ²
		190 m ²	TH12	Private open space	40 m ²
TH05	Ground floor	117 m ²	TH13	Private open space	66 m ²
TH05	First floor	93 m ²	TH14	Private open space	66 m ²
		210 m ²	TH15	Private open space	48 m ²
TH06	Ground floor	117 m ²	TH16	Private open space	48 m ²
TH06	First floor	91 m ²	TH17	Private open space	48 m ²
		208 m ²	TH18	Private open space	48 m ²
TH07	Ground floor	108 m ²	TH19	Private open space	66 m ²
TH07	First floor	82 m ²	TH20	Private open space	66 m ²
		190 m ²	TH21	Private open space	48 m ²
TH08	Ground floor	108 m ²	TH22	Private open space	48 m ²
TH08	First floor	82 m ²	TH23	Private open space	48 m ²
		190 m ²	TH24	Private open space	48 m ²
TH09	Ground floor	117 m ²	TH25	Private open space	48 m ²
TH09	First floor	91 m ²	TH26	Private open space	66 m ²
		208 m ²	Grand total		1288 m ²
TH10	Ground floor	108 m ²			
TH10	First floor	82 m ²			
		190 m ²			
TH11	Ground floor	117 m ²			
TH11	First floor	91 m ²			
		208 m ²			
TH12	Ground floor	117 m ²			
TH12	First floor	91 m ²			
		208 m ²			
TH13	Ground floor	121 m ²			
TH13	First floor	93 m ²			
		214 m ²			
TH14	Ground floor	117 m ²			
TH14	First floor	91 m ²			
		208 m ²			
TH15	Ground floor	108 m ²			
TH15	First floor	82 m ²			
		190 m ²			
TH16	Ground floor	108 m ²			
TH16	First floor	82 m ²			
		190 m ²			
TH17	Ground floor	117 m ²			
TH17	First floor	91 m ²			
		208 m ²			
TH18	Ground floor	117 m ²			
TH18	First floor	91 m ²			
		208 m ²			
TH19	Ground floor	121 m ²			
TH19	First floor	93 m ²			
		214 m ²			
TH20	Ground floor	121 m ²			
TH20	First floor	93 m ²			
		214 m ²			
TH21	Ground floor	117 m ²			
TH21	First floor	91 m ²			
		208 m ²			
TH22	Ground floor	108 m ²			
TH22	First floor	82 m ²			
		190 m ²			
TH23	Ground floor	108 m ²			
TH23	First floor	82 m ²			
		190 m ²			
TH24	Ground floor	117 m ²			
TH24	First floor	91 m ²			
		208 m ²			
TH25	Ground floor	117 m ²			
TH25	First floor	91 m ²			
		208 m ²			
TH26	Ground floor	121 m ²			
TH26	First floor	93 m ²			
		214 m ²			
Grand total		5294 m ²			



1 North 1 - Henry Street
1 : 100 | TP11



2 South 1 - Internal Street
1 : 100 | TP11

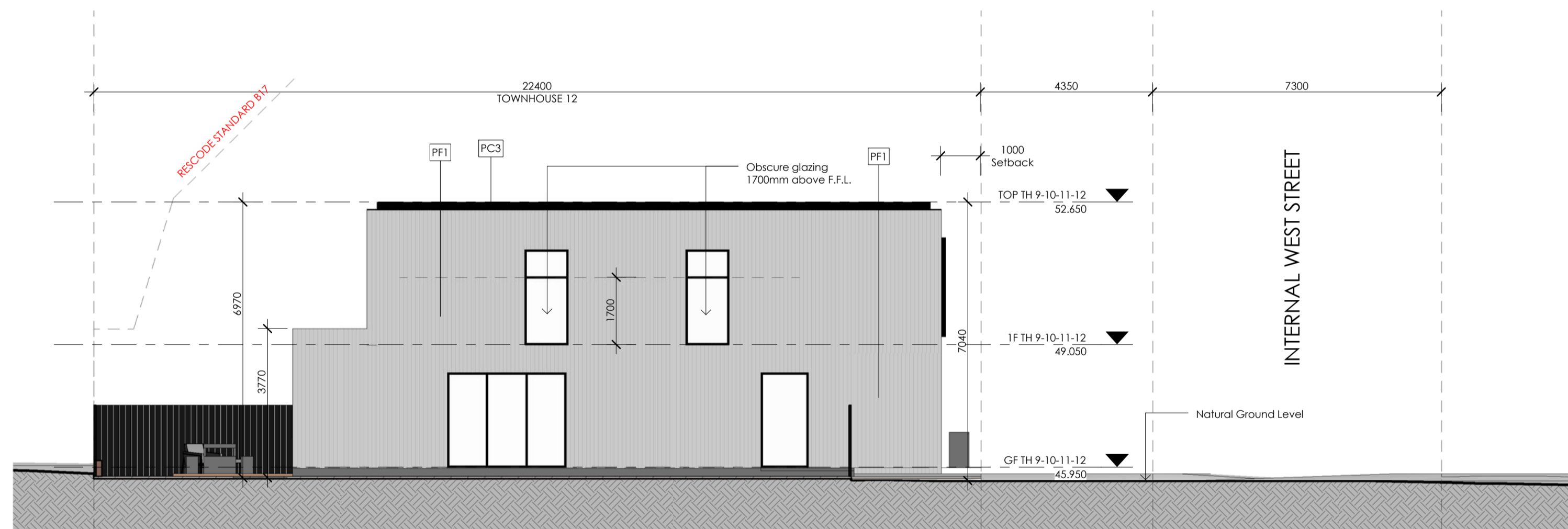


3 North 2 - Henry Street
1 : 100 | TP11

Material Legend	
Material	Description
BR1	SELECT COLOUR BRICKWORK
PC3	METAL POWDERCOATED BLACK
PF1	SCYON AXON CLADDING WHITE PAINT FINISH
PF2	BLACK PAINT FINISH
PF3	SCYON AXON CLADDING LIGHT GREY PAINT FINISH
TM1	TIMBER BATTENS LIGHT GREY PAINT FINISH
TM2	TIMBER CLADDING

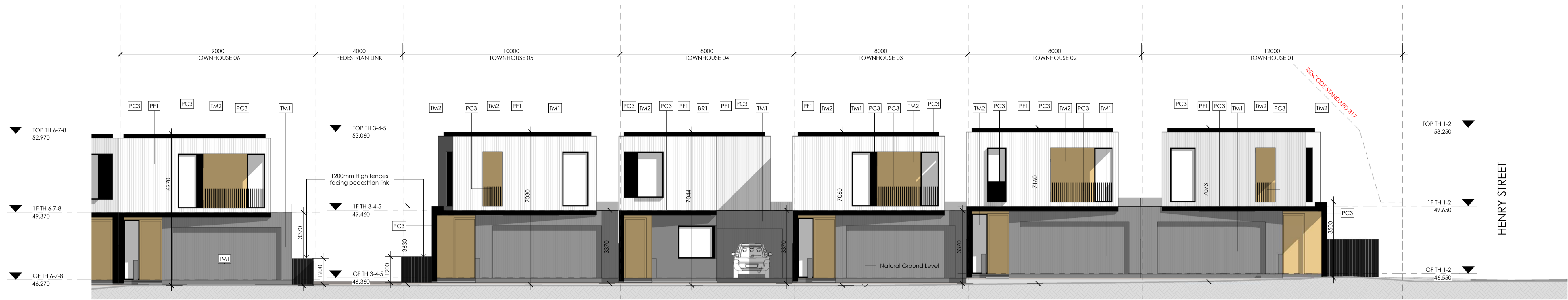


1 South 2 - Internal Street
1 : 100 | TP11



2 South 3 - Southern Boundary
1 : 100 | TP11

Material Legend	
Material	Description
BR1	SELECT COLOUR BRICKWORK
PC3	METAL POWDERCOATED BLACK
PF1	SCYON AXON CLADDING WHITE PAINT FINISH
PF2	BLACK PAINT FINISH
PF3	SCYON AXON CLADDING LIGHT GREY PAINT FINISH
TM1	TIMBER BATTENS LIGHT GREY PAINT FINISH
TM2	TIMBER CLADDING

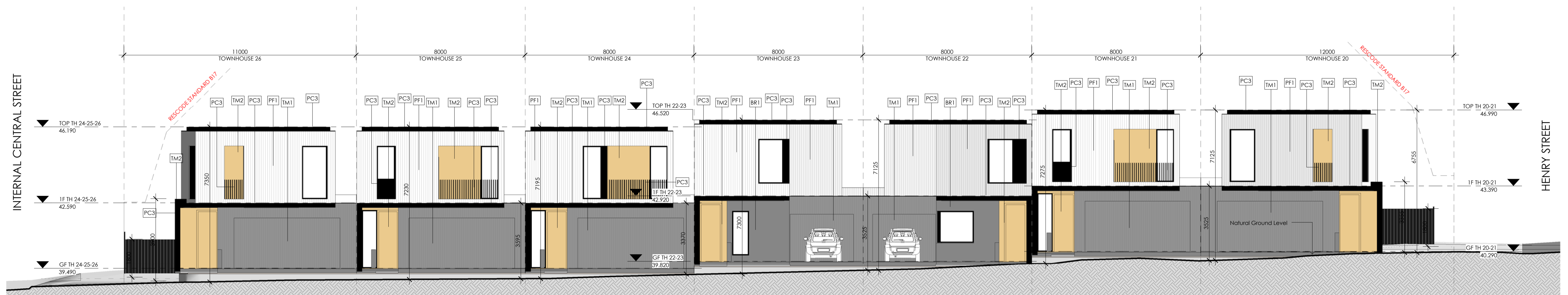


1 East 1 - Streetscape
1 : 100 | TP11



2 East 2 - Streetscape
1 : 100 | TP11

Material Legend	
Material	Description
BR1	SELECT COLOUR BRICKWORK
PC3	METAL POWDERCOATED BLACK
PF1	SCYON AXON CLADDING WHITE PAINT FINISH
PF2	BLACK PAINT FINISH
PF3	SCYON AXON CLADDING LIGHT GREY PAINT FINISH
TM1	TIMBER BATTENS LIGHT GREY PAINT FINISH
TM2	TIMBER CLADDING



3 East 3 - Streetscape
1 : 100 | TP11



1 East 4 - Rear facade 1
1 : 100 | TP11



2 West 1 - Rear facade 2
1 : 100 | TP11



3 West 2 - Rear facade 3
1 : 100 | TP11

Material Legend	
Material	Description
BR1	SELECT COLOUR BRICKWORK
PC3	METAL POWDERCOATED BLACK
PF1	SCYON AXON CLADDING WHITE PAINT FINISH
PF2	BLACK PAINT FINISH
PF3	SCYON AXON CLADDING LIGHT GREY PAINT FINISH
TM1	TIMBER BATTENS LIGHT GREY PAINT FINISH
TM2	TIMBER CLADDING

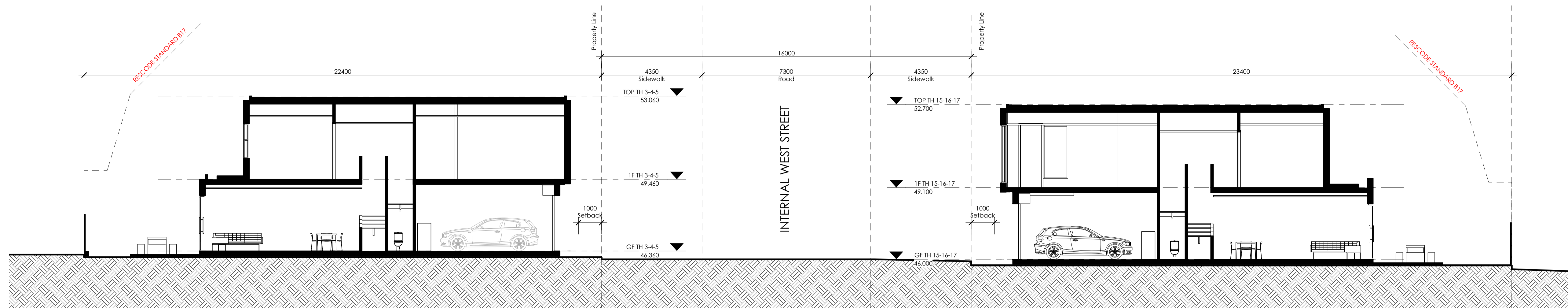


1 West 3 - Streetscape
1:100 | TP11

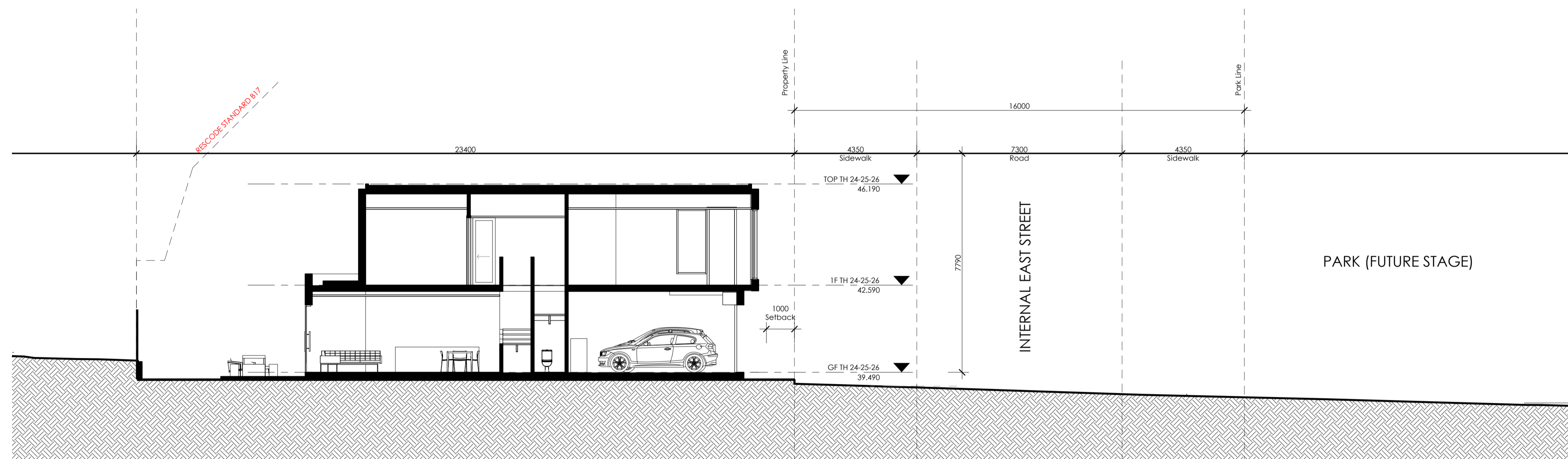


2 West 4 - Rear facade 4
1:100 | TP11

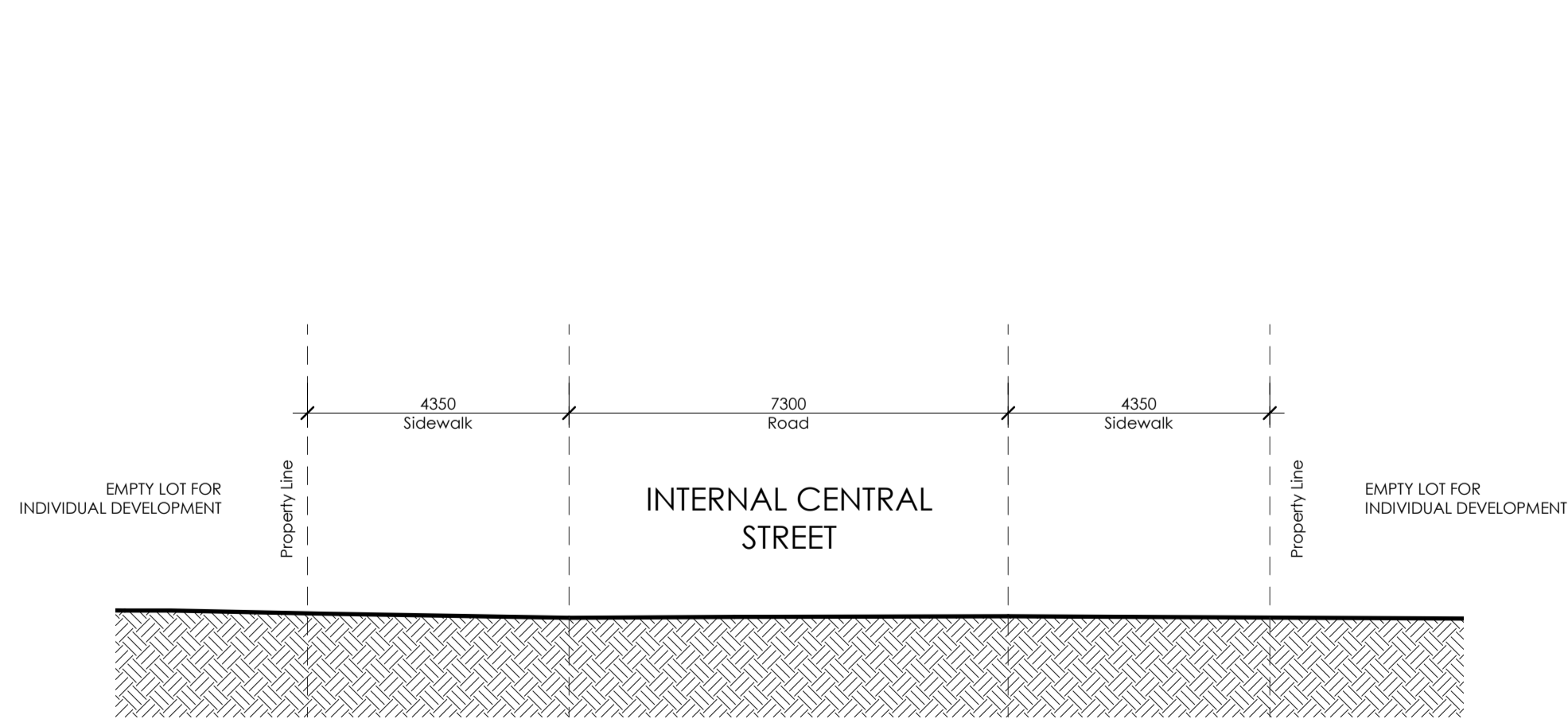
Material Legend	
Material	Description
BR1	SELECT COLOUR BRICKWORK
PC3	METAL POWDERCOATED BLACK
PF1	SCYON AXON CLADDING WHITE PAINT FINISH
PF2	BLACK PAINT FINISH
PF3	SCYON AXON CLADDING LIGHT GREY PAINT FINISH
TM1	TIMBER BATTENS LIGHT GREY PAINT FINISH
TM2	TIMBER CLADDING



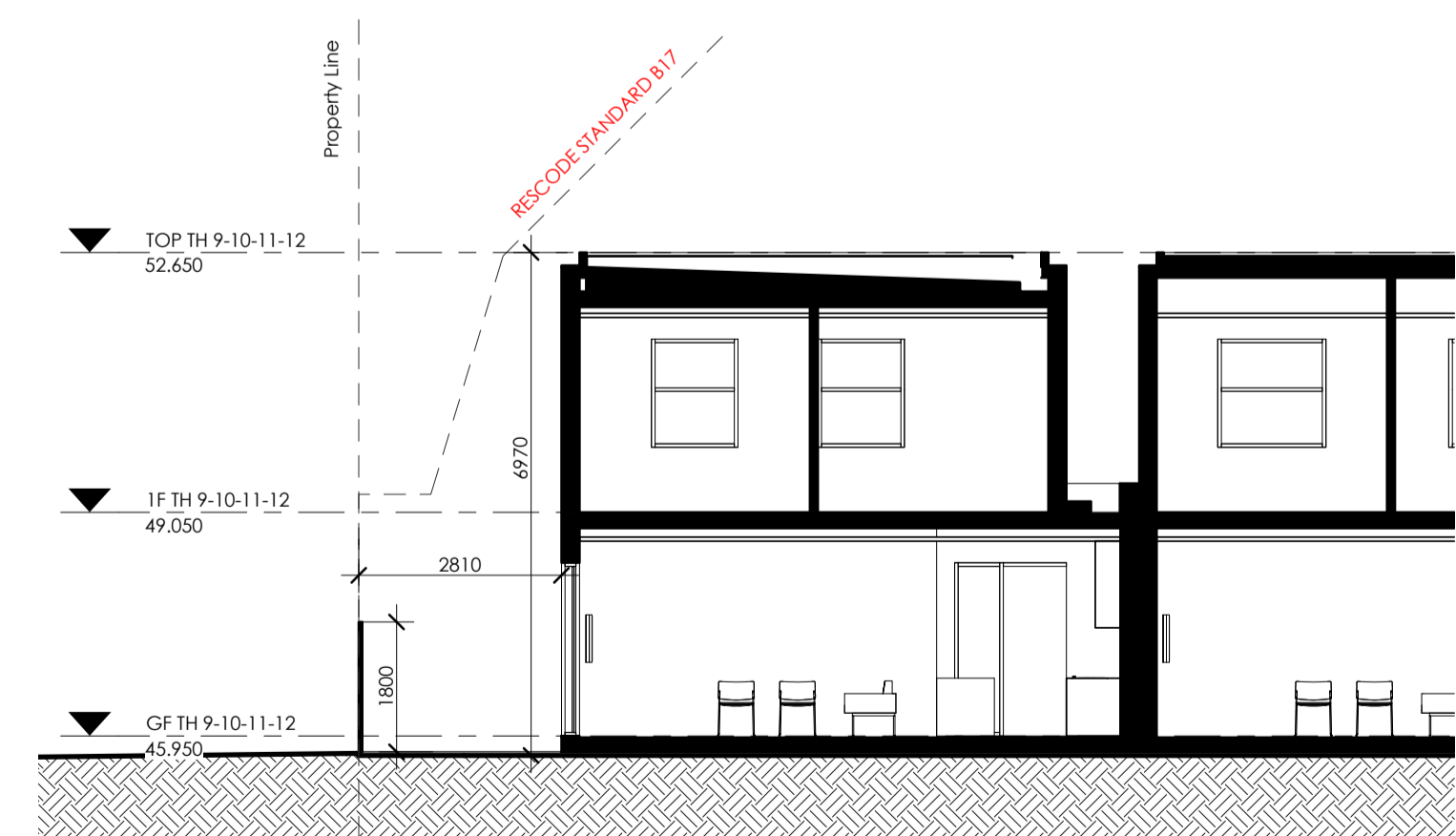
1 Internal West St TH05-TH17
1 : 100 | TP21



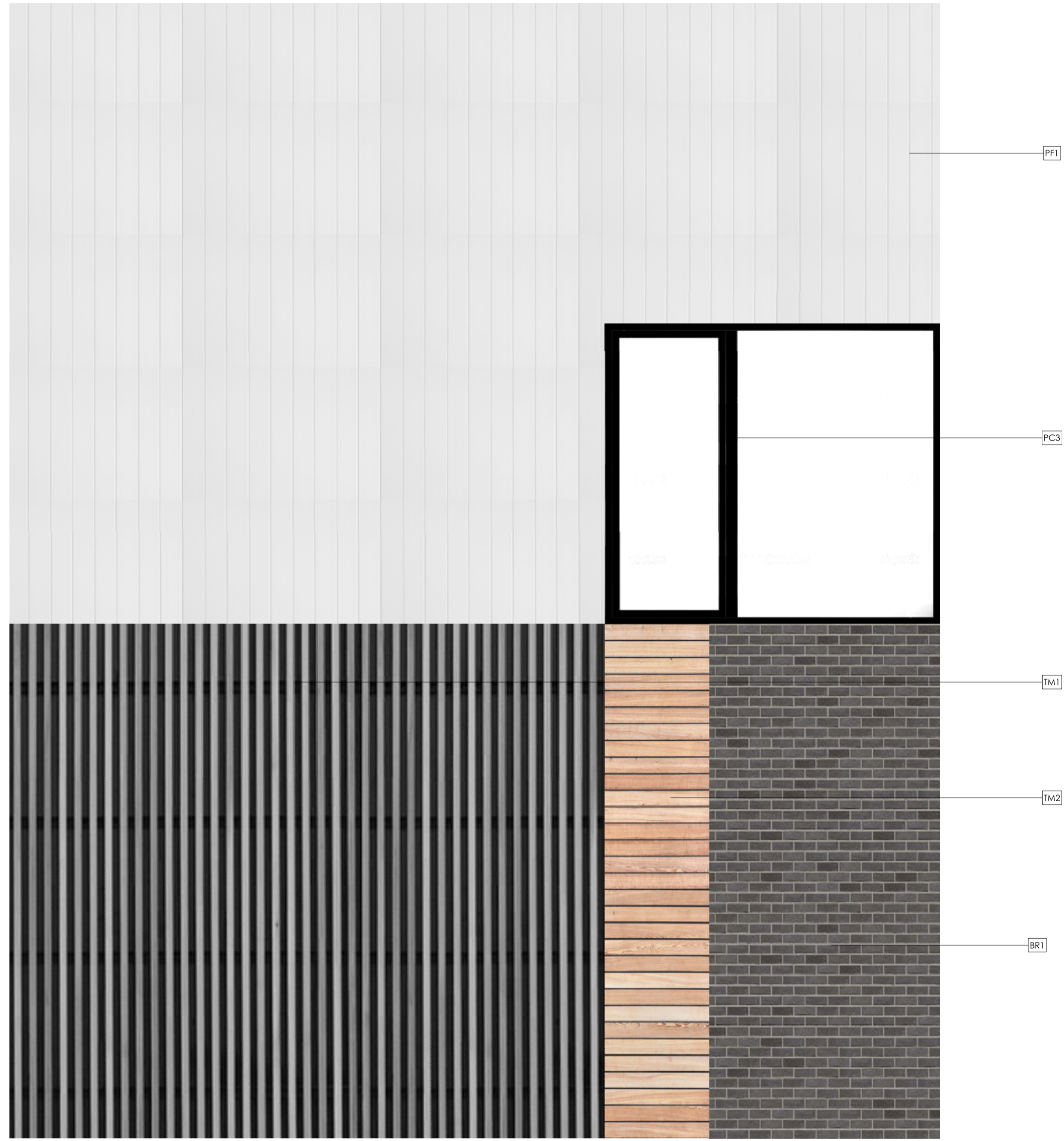
2 Internal East St TH24-Park
1 : 100 | TP21



3 Internal Central St
1 : 100



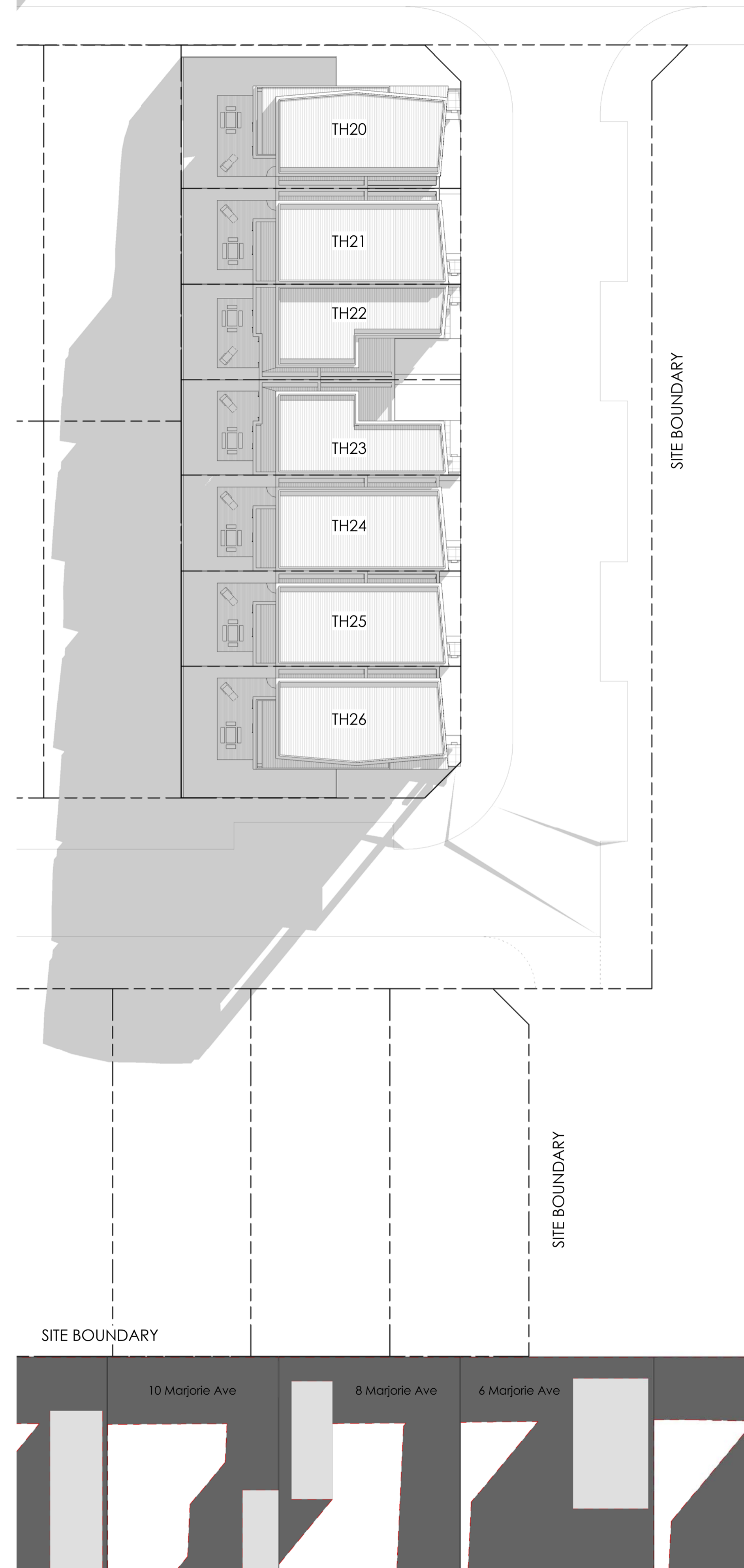
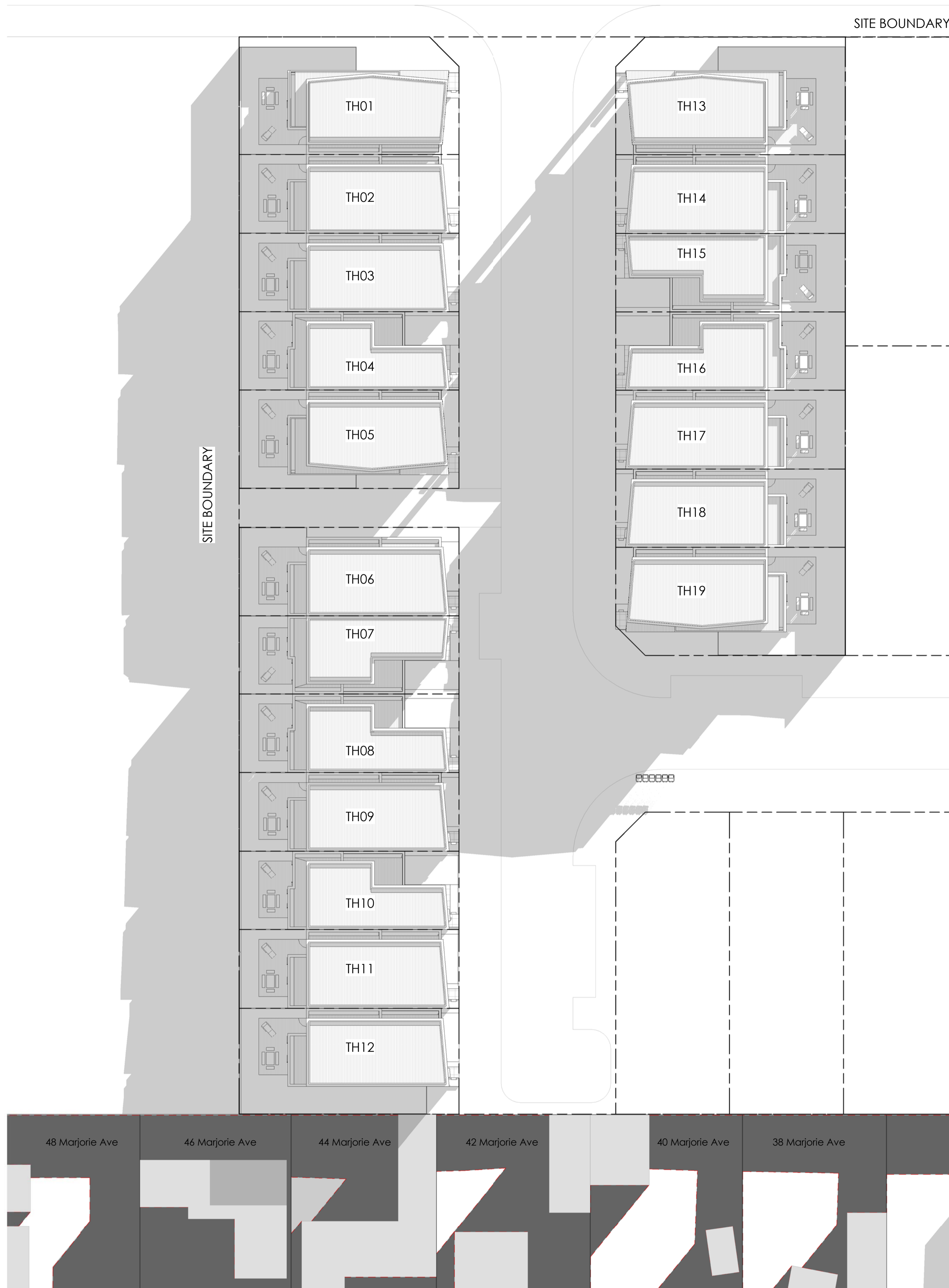
4 Southern Boundary TH12
1 : 100 | TP21



MATERIAL PROPORTION CHART

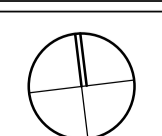
Material Legend	
Material	Description
BR1	SELECT COLOUR BRICKWORK
PC3	METAL POWDERCOATED BLACK
PF1	SCYON AXON CLADDING WHITE PAINT FINISH
PF2	BLACK PAINT FINISH
PF3	SCYON AXON CLADDING LIGHT GREY PAINT FINISH
TM1	TIMBER BATTENS LIGHT GREY PAINT FINISH
TM2	TIMBER CLADDING

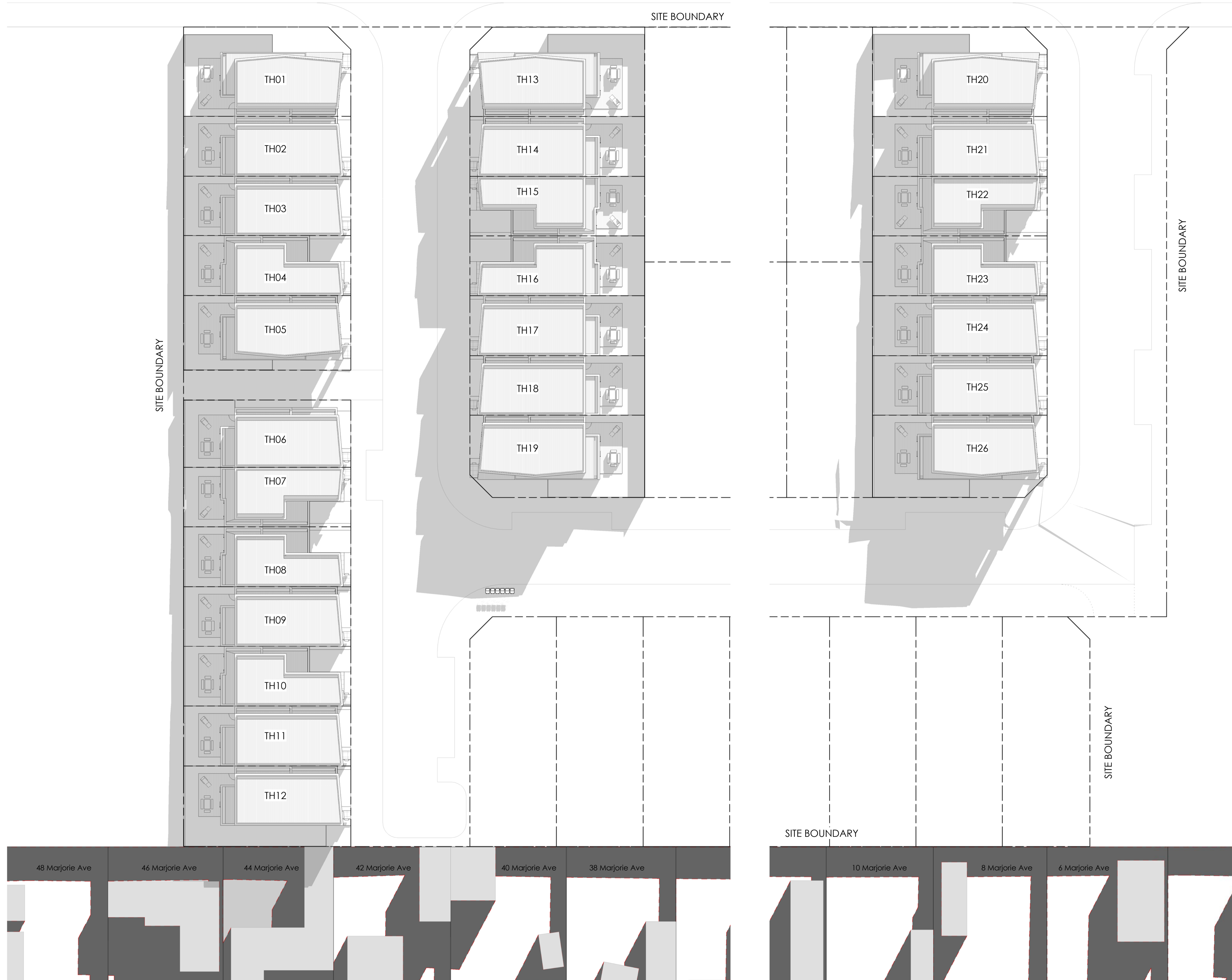
No.	Description



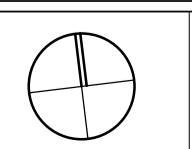
LEGEND	
	SHADOWS OF EXISTING FENCES AND BUILDINGS
	SHADOWS OF PROPOSED BUILDINGS

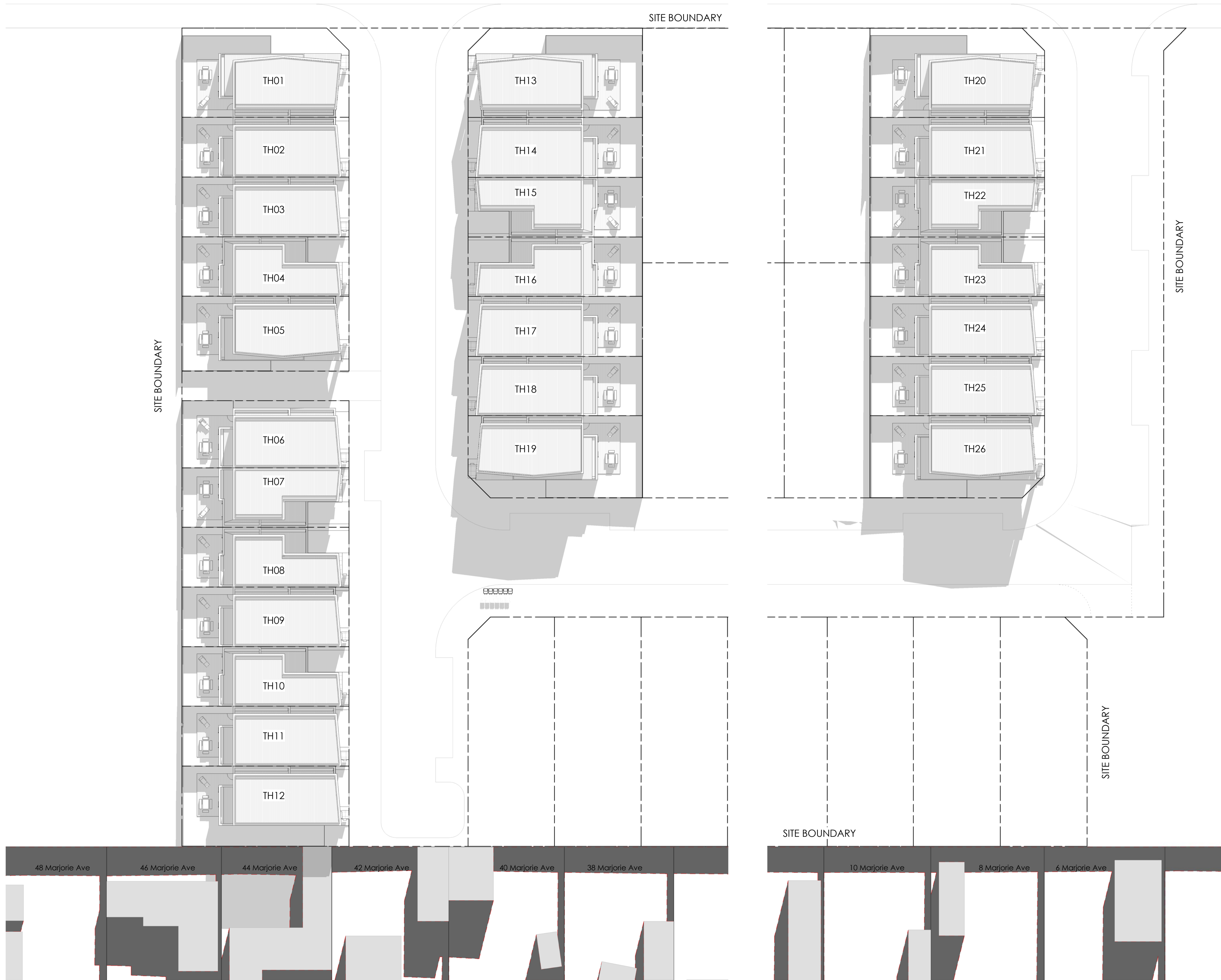
No.	Description





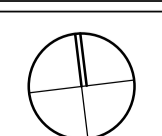
No.	Description





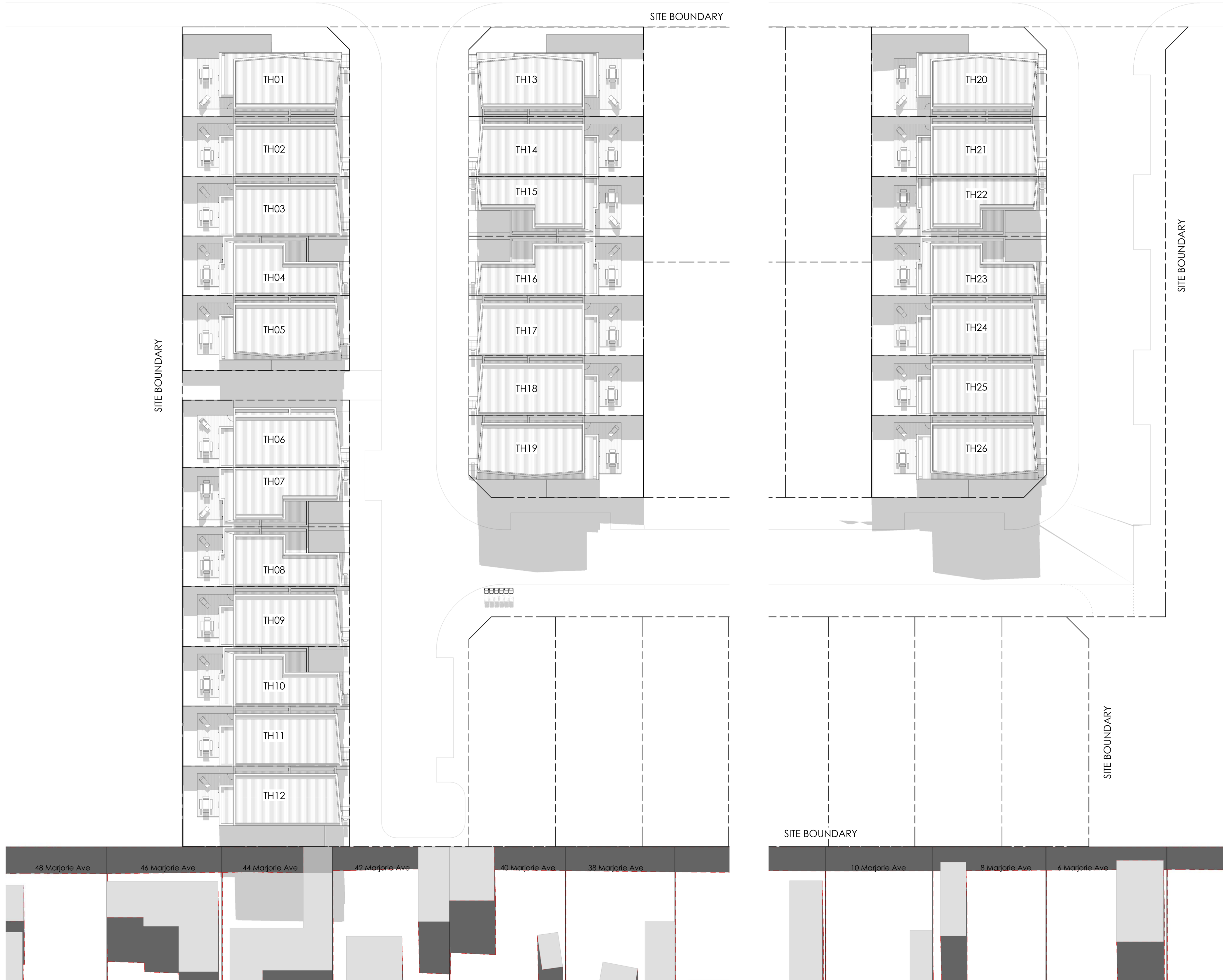
No.	Description

TITLE: **SHADOW DIAGRAM 11AM**
PROJECT: Belmont, Geelong



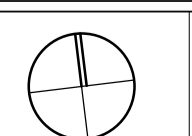
SCALE 1:250 @ A1
0 2.5 5 7.5 10 12.5 m

JOB NO.	1503
DATE	
DRAWING NO.	TP52
REV. No.	



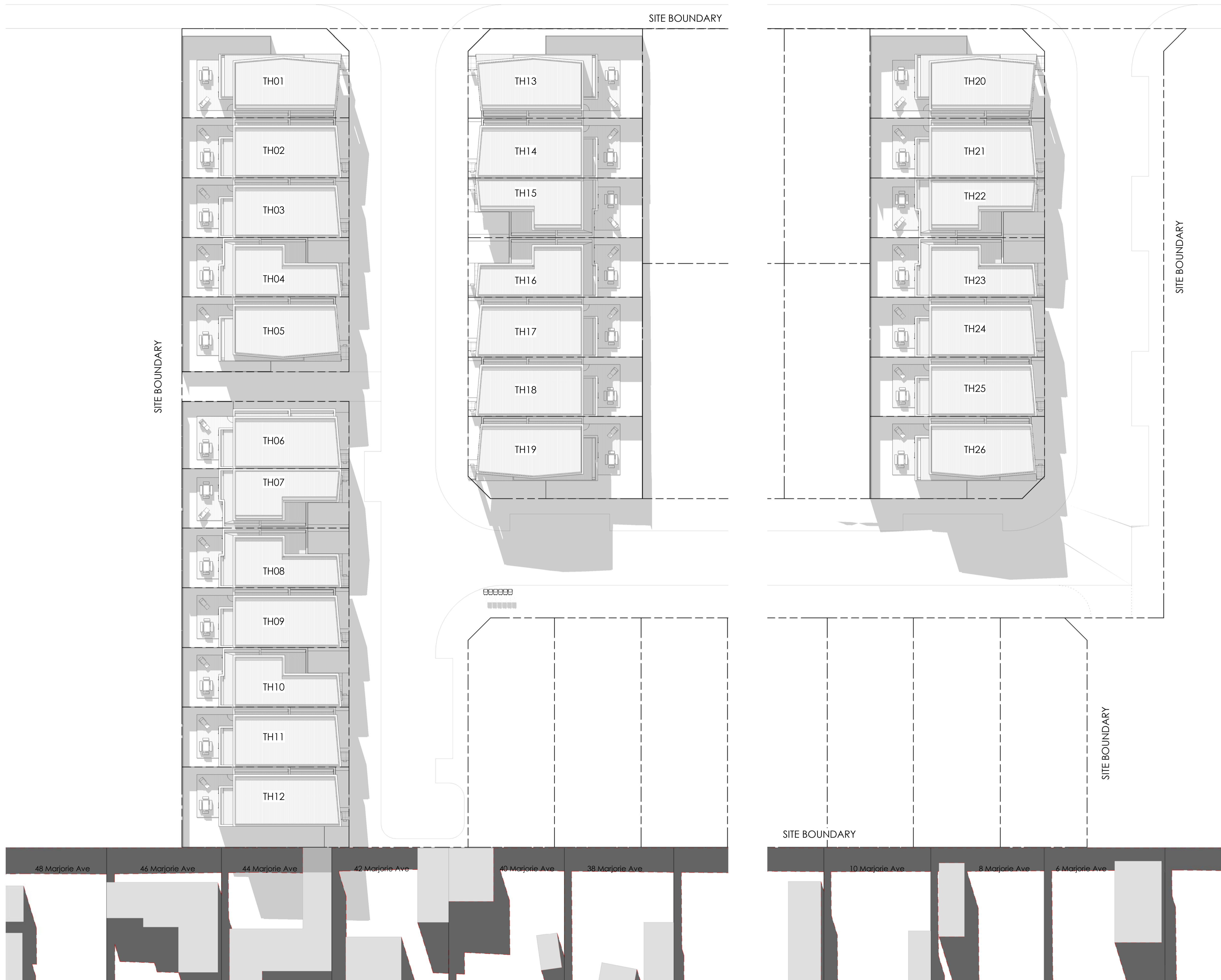
No.	Description

TITLE: **SHADOW DIAGRAM 12PM**
PROJECT: Belmont, Geelong

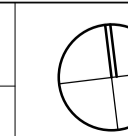


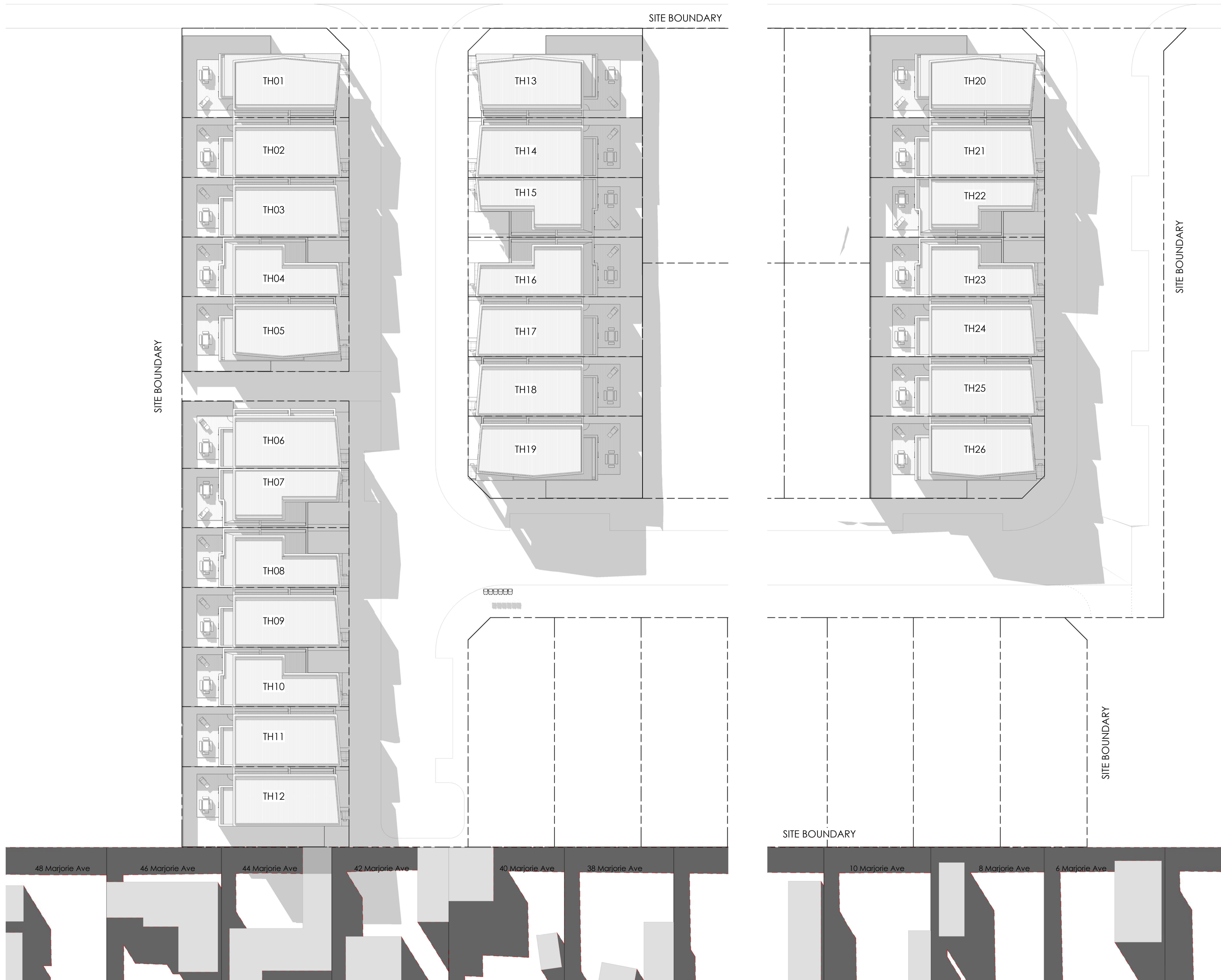
SCALE 1:250 @ A1
0 2.5 5 7.5 10 12.5 m

JOB NO.	1503
DATE	
DRAWING NO.	TP53
REV. No.	

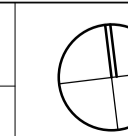


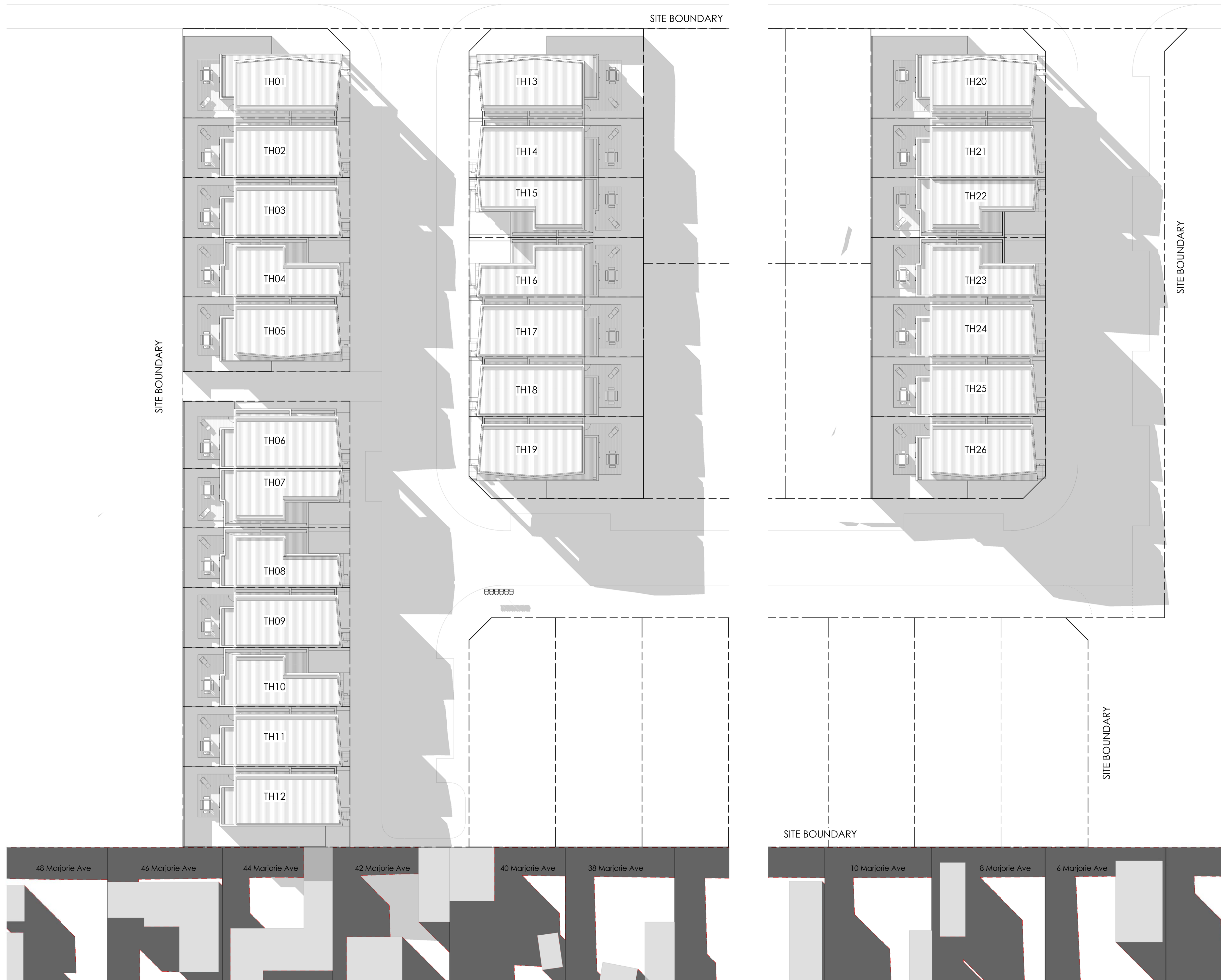
No.	Description





No.	Description





LEGEND	
	SHADOWS OF EXISTING FENCES AND BUILDINGS
	SHADOWS OF PROPOSED BUILDINGS

No.	Description

