



**Let's Talk
About Trees**
Managing the Urban Forest

Arboricultural Assessment for:

**Jetty Road
DRYSDALE, 3222**

Tree Assessment Pre Development

This report has been commissioned by:

Ample Investments

In reference to:

Tree Health and Management

Date: February 2018



CLIENT DETAILS

Ample Investments
PO Box 6319
HIGHTON 3216



LET'S TALK ABOUT TREES

Managing the Urban Forest



Member of

INSTITUTE OF AUSTRALIAN
CONSULTING ARBORISTS

Table of Contents

1.0 Key Objectives	4
2.0 Methodology	4
3.0 Observations / Discussions.....	5
3.1 General Observations	5
3.2 Discussion.....	5
4.0 Conclusion.....	53
5.0 Recommendation.....	53
6.0 Appendices	54
6.1 Site Detail.....	54
6.2 Applying the Tree Protection Zone (TPZ)	55
6.3 Descriptor's.....	56
6.4 Structural Root Zone & Tree Protection Zone.	59
6.5 Tree Protection Zone Encroachment Examples	60
6.6 Tree Protection Zone (TPZ) Signs.....	61
6.7 Tree Protection Zone (TPZ) Example.....	62
6.8 Indicative Stages in Development.....	63
7.0 References	65
8.0 Terms and Limitations of the Report.....	66

1.0 Key Objectives

This report has been commissioned by Ample Investments for the undertaking of a visual tree assessment of trees located on 8 parcels of land located in Thomas Street and Central Road, Drysdale.

The report supplements a similar report undertaken in December of 2016 on adjoining allotments.

As such, for continuity moving forward with planning, trees in this report have been numbered to be sequential to the previous report. Numbering in this report begins at tree 300.

The report looks at the current health of tree assets on the allotments, identifies them by genus and species and records tree protection zones so as future planning can be undertaken for the development of the allotments.

The key purpose for this report is to assist in managing the useful safe retention of trees to ensure the areas tree assets are managed well through the developmental process for the site, and the sound assets are protected for retention post works.

2.0 Methodology

The inspection for this report was performed on site, in February 2018, by Matthew Branagh level 5 Consulting Arborist from Let's Talk About Trees.

A ground-based Visual Tree Assessment was performed on the trees, in line with modern Arboricultural Practices and Principles, many years of education, practical experience, AS 4970 – 2009 – Protection of Trees on Development Sites and AS 4373 – 2007 – Pruning of Amenity Trees.

All photographs were taken at the time of the inspection, and shall be used within this report for referencing or identification purposes.

3.0 Observations / Discussions

3.1 General Observations

All sites are residential gardens, all are landscaped and all have planted vegetation.

No tree assets identified are remnant indigenous, many are native.

No very old mature tree assets were seen, the majority of trees were semi mature and mature, the gardens of the allotments having been established between 30 and 40 years.

The trees are scattered across the gardens of the sites and are in various stages of health.

No trees come to mind as outstanding specimens and most are poor in quality.

The table in this report (table 1) offers the recommendations of each tree asset of the sites. It recommends the removal of some and the pruning of others.

Some assets are currently safe; however without the correct on going management have the likelihood of becoming declining assets and also needing to be removed.

3.2 Discussion

The tree assets of the site are generally in average to poor health. All other trees on the allotment show significant impacts and issues associated to growing location and past site management.

Generally the tree shows minor epicormic and the growth impacts can be contributed to poor dry growing conditions.

In further planning for this site, retained trees should have their TPZ's and SRZ's marked on design drawings. Where development overlaps with the root plates of trees further discussions on how to best manage these will be required.

AS 4970-2009 Protection of Trees on Development Sites should be used to protect and manage the trees through this entire process.

Where further tree issues arise, the sites level 5 arborist should be notified for best practice management of retained vegetation.

All pruning works to retained trees should be carried out as per AS 4373 – Pruning of Amenity Trees.

TABLE 1 - FIELD INSPECTION DATA

No.	Identification	Est. Age Yrs	ULE	Health	Structure	Significance	Hazard	Height (m)	DBH (m)	TPZ (m) radius	Comment * = Multi Stemmed Tree
300	Pinus Radiata – Monterey Pine	SM	L	G	G	L	L	16	51	6.1	Exotic species showing sap on main trunk long term retention value
301	Pinus Radiata – Monterey Pine	SM	L	G	G	L	L	16	61	7.3	Sound
302	Pinus Radiata – Monterey Pine	SM	L	G	G	L	L	16	62	7.4	Sound Bifurcated @ 3m
304	Eucalyptus gomphocephala – Tuart Gum	M	L	G	G	L	L	14	61*	7.3	Sound bifurcated past lerp infestation
305	Eucalyptus camaldulensis – River Red Gum	SM	L	F	F	M	L	15	80*	9.6	Planted bifurcated at ground level spreading crown Long term retention value
306	Cupressus macrocarpa – Monterey cypress	Y	L	G	G	L	L	8	21	2.5	
307	Cupressus macrocarpa – Monterey cypress	SM	L	G	G	L	L	10	53	6.4	
308	Eriobotrya japonica - loquat	SM	L	F	F	L	L	6	22*	2.6	Grown under canopy of tree 301
309	Lauris nobilis - Bay tree	Y	L	G	G	L	L	5	13	2	Sound tree
310	Jacaranda mimosifolia - Jacaranda	SM	L	G	G	L	L	9	25	2	Sound ornamental tree
311	Ulnas jorullensis - Ever green elder	SM	L	G	G	L	L	8	15*	2	Sound ornamental tree
312	Cyressocyparis leylandii - Cypress	SM	L	G	G	L	L	7	20	2.4	Plantation on boundary sound
313	Cyressocyparis leylandii - Cypress	SM	L	G	G	L	L	6	12	2	Plantation on boundary sound
314	Cyressocyparis leylandii - Cypress	SM	L	G	G	L	L	7	19*	2.3	Multi stemmed from Ground level plantation
315	Cyressocyparis leylandii - Cypress	SM	L	G	G	L	L	7	11	2	Stunted form Plantation
316	Cyressocyparis leylandii - Cypress	SM	L	G	G	L	L	6	17	2	Plantation on boundary sound
317	Cyressocyparis leylandii - Cypress	SM	L	G	G	L	L	7	14	2	Plantation on boundary sound

No.	Identification	Est. Age Yrs	ULE	Health	Structure	Significance	Hazard	Height (m)	DBH (m)	TPZ (m) radius	Comment *= Multi Stemmed Tree
318	Cyressocyparis leylandii - Cypress	SM	L	G	G	L	L	7	23	2.8	Plantation on boundary sound
319	Cyressocyparis leylandii - Cypress	SM	L	G	G	L	L	7	16	2	Plantation on boundary sound
320	Cyressocyparis leylandii - Cypress	SM	L	G	G	L	L	7	28	3.4	Plantation on boundary sound
321	Cyressocyparis leylandii - Cypress	SM	L	G	G	L	L	7	15	2	Plantation on boundary sound
322	Cyressocyparis leylandii - Cypress	SM	L	G	G	L	L	7	21	2.5	Plantation on boundary sound
323	Cyressocyparis leylandii - Cypress	SM	L	G	G	L	L	7	19	2.3	Plantation on boundary sound
324	Cyressocyparis leylandii - Cypress	SM	L	G	G	L	L	7	28	3.4	Plantation on boundary sound
325	Cyressocyparis leylandii - Cypress	SM	L	G	G	L	L	7	24	2.9	Plantation on boundary sound
326	Schinus Molle - Pepper Corn	SM	L	G	G	L	L	8	35	4.2	Of property
327	Acacia iteaphylla - Wattle	M	M	G	G	L	L	6	Drip line	-	Multi stemmed at ground level use drip line as TPZ
328	Cupressus macrocarpa – Monterey cypress	SM	L	G	G	L	L	12	36	4.3	Sound tree could form good specimen
329	Callistris	M	M	G	P	L	L	10	26	3.2	Multi stemmed at ground level in canopy poor specimen form sap oozing at base
330	Hakea laurina – Pin Cushion Hakea	M	M	G	F	L	L	7	22	2.6	Specimen planted shrub with open canopy to the south
331	Cupressus macrocarpa – Monterey cypress	SM	L	G	G	L	L	12	43	5.2	Sound tree could form specimen
332	Eucalyptus nicholii – Peppermint Gum	SM	M	F	P	L	L	12	34*	4.1	Bifurcated at 0.5 meters sound tree with poor structure included

No.	Identification	Est. Age Yrs	ULE	Health	Structure	Significance	Hazard	Height (m)	DBH (m)	TPZ (m) radius	Comment
333	Melaleuca armillaris – Honey Myrtle	M	M	P	P	L	L	8	42*	5	Open spreading bush with low retention value
334	Syzygium smithii - Lilly Pilly	SM	S	P	P	L	L	6	15	2	Grows in right hand garden bed as a feature in poor health
335	Acacia Mernsii – Black Wattle	M	M	G	G	M	L	11	41	4.9	Mature Indigenous native in decline
336	Syzygium smithii - Lilly Pilly	SM	S	P	P	L	L	6	16	2	Dead upper crown low retention value
337	Olea europaea – Olive	SM	L	G	G	L	L	8	23	2.8	Plantation in sound health
338	Olea europaea – Olive	SM	L	G	G	L	L	8	24	2.9	Plantation in sound health
339	Olea europaea – Olive	SM	L	G	G	L	L	8	22	2.6	Plantation in sound health
340	Olea europaea – Olive	SM	L	G	G	L	L	8	27	3.2	Plantation in sound health
341	Olea europaea – Olive	SM	L	G	G	L	L	8	23	2.8	Plantation in sound health
342	Olea europaea – Olive	SM	L	G	G	L	L	8	22	2.6	Plantation in sound health
343	Syzygium smithii - Lilly Pilly	SM	M	G	G	L	L	8	23	2.8	Poor specimen in house garden bed
344	Allocasuarina Verticillata – dropping She oak	SM	S	P	P	M	L	7	20	2.4	Planted and stunted in size shape and form long term retention value
345	Eucalyptus Sideroxylon – Iron bark	M	S	P	P	L	M	4	40*	5	Failed tree reduced to a 4 meter high stump
346	Corymbia maculata – Spotted Gum	SM	L	G	P	L	M	10	22	2.6	Sound tree bifurcated at 3 meters high
347	Corymbia maculata – Spotted Gum	SM	M	G	P	L	M	13	41*	5	Bifurcated at ground level poor structure
348	Eucalyptus Leucoxyton – yellow Gum	SM	M	G	P	L	L	6	14	2	Planted stunted shape and form long term retention value
349	Corymbia ficifolia – WA Flowering Gum	SM	M	G	G	L	L	4	19*	2.3	Poor shape and form stunted in growth
350	Fraxinus angustifolia - Desert Ash	SM	L	G	G	L	L	9	32*	3.8	Sound tree good shape and form
351	Eucalyptus Leucoxyton – yellow Gum	SM	L	G	G	M	L	9	37	2.4	Sound planted Indigenous native

No.	Identification	Est. Age Yrs	ULE	Health	Structure	Significance	Hazard	Height (m)	DBH (m)	TPZ (m) radius	Comment
352	Alnus jorullensis – Evergreen Elder	SM	L	G	F	L	L	8	18*	2.2	Bifurcated at ground level good health
353	Acacia iteaphylla - Wattle	M	S	G	G	L	L	7	30*	3.6	mature tree
354	Melaleuca Nesophila – Purple Melaleuca	M	S	G	G	L	L	7	39	4.7	mature tree
355	Eucalyptus gomphocephala – Tuart Gum	M	L	F	G	L	L	14	57*	6.8	Shows past failure in lower trunk
356	Malus - Apple	M	L	G	G	L	L	4	26	3.1	Stunted heavily pruned fruit tree species
357	Citrus	M	L	G	G	L	L	4	9*	2	Good shape and form
358	Acacia Bailyana – Cootamundra Wattle	M	M	G	P	L	M	7	28*	3.4	Mature tree
359	Melia azedarach - White Cedar	M	L	G	P	L	L	9	36*	4.3	Bifurcated at ground level with included bark
360	Paulownia tomentose - Paulownia	SM	M	F	P	L	L	7	19	2.3	Exposed roots stunted tree
361	Allocasuarina verticillata – Drooping She Oak	SM	M	G	G	M	L	6	18*	2.2	Planted Indigenous native stunted form
362	Eucalyptus leucoxylon – Yellow gum	SM	L	G	F	M	L	6	20	2.4	Pink form planted stunted shrub
363	Eucalyptus leucoxylon – Yellow gum	SM	M	F	P	M	L	7	13	2	Pink form planted stunted shrub
364	Eucalyptus leucoxylon – Yellow gum	SM	M	F	P	M	L	8	12	2	Pink form planted stunted shrub
365	Eucalyptus leucoxylon – Yellow gum	SM	M	F	P	M	L	8	19	2.2	Open spreading tree poor form pink form
366	Eucalyptus viminalis – Manna Gum	Y	L	G	G	M	L	10	23	2.8	Planted Indigenous native good shape and form
367	Eucalyptus viminalis – Manna Gum	SM	L	G	G	M	L	16	54	6.5	Planted sound tree Indigenous native
368	Acacia Pycnantha – Black Wattle	M	L	G	G	M	L	9	25	3	Sound tree

No.	Identification	Est. Age Yrs	ULE	Health	Structure	Significance	Hazard	Height (m)	DBH (m)	TPZ (m) radius	Comment
											*= Multi Stemmed Tree
369	Allocasuarina verticillata – Drooping She Oak	Y	L	F	P	M	L	7	17	2	Poor stunted specimen bifurcated
370	Eucalyptus Leucoxydon – Yellow Gum	SM	L	G	P	L	L	9	34	4.1	Planted Tall upright bifurcated at 6m
371	Eucalyptus globulus - Blue Gum	SM	L	G	P	L	L	7	22	2.6	Poor stunted form
372	Eucalyptus leucoxydon – Yellow Gum	SM	L	G	G	M	L	9	25	3	Planted Sound tree
373	Eucalyptus leucoxydon – yellow Gum	SM	L	G	P	L	L	8	17*	2	Poor shrub open and bifurcated planted
374	Eucalyptus cladocalyx – Sugar gum	SM	L	G	G	L	L	10	32	3.8	Sound tree
375	Eucalyptus cladocalyx – Sugar gum	SM	L	G	G	L	L	11	26	3.1	Sound tree
376	Eucalyptus cladocalyx – Sugar gum	SM	L	G	G	L	L	11	28	3.4	Sound tree
377	Corymbia maculata – Spotted Gum	SM	L	G	G	L	L	11	20	2.4	Sound tree
378	Melaleuca Nesophila – Purple Melaleuca	SM	M	F	P	L	L	4	16	2	Stunted shrub in poor form
379	Allocasuarina verticillata – Drooping She Oak	Y	M	F	F	L	L	5	9	2	Drought stressed planted
380	Melaleuca lanceolata - Moonah	Y	L	G	G	M	L	4	12*	2	Multi stemmed sound shrub
381	Eucalyptus leucoxydon – Yellow Gum	SM	L	G	G	L	L	6	18*	2.2	Planted Bifurcated at ground level sound open spreading tree
382	Eucalyptus leucoxydon – Yellow Gum	SM	S	P	P	L	L	6	12	2	Planted Small and stunted
383	Eucalyptus Ovata – Swamp Gum	SM	M	F	P	L	L	7	21	2.5	Planted impact defects in trunk

No.	Identification	Est. Age Yrs	ULE	Health	Structure	Significance	Hazard	Height (m)	DBH (m)	TPZ (m) radius	Comment
384	Leptospermum laevigatum – Tee Tree	SM	S	P	P	L	L	4	14	1.5	*= Multi Stemmed Tree ?? and regenerated
385	Allocasuarina verticillata – Drooping She Oak	Y	L	G	G	L	L	4	6	2	Planted
386	Eucalyptus leucoxylon – Yellow Gum	SM	L	G	G	L	L	7	22	2.6	Planted - Pink planted good form
387	Eucalyptus leucoxylon – Yellow Gum	SM	L	G	P	L	L	7	19	2.3	Planted pink lower trunk severe bending
388	Eucalyptus globulus - Blue Gum	SM	M	G	F	L	L	8	21	2.5	Stunted form
389	Eucalyptus leucoxylon – Yellow Gum	SM	L	G	F	L	L	9	17	2	Planted pink tall uprite
390	Eucalyptus leucoxylon – Yellow Gum	SM	L	P	P	L	L	8	12	2	Planted pink tall uprite
391	Allocasuarina verticillata – Drooping She Oak	SM	S	P	P	L	L	6	10	2	Planted Indigenous native
392	Eucalyptus leucoxylon – Yellow Gum	SM	L	G	F	L	L	9	13	2	Planted - Tall upright planted
393	Eucalyptus leucoxylon – Yellow Gum	SM	L	G	G	L	L	11	25	3	Planted - Sound tree planted
394	Eucalyptus leucoxylon – Yellow Gum	SM	L	G	G	L	L	9	12	2	Planted Indigenous native tall upright
395	Eucalyptus leucoxylon – Yellow Gum	SM	L	G	G	L	L	9	13	2	Planted - Stunted open spreading planted Indigenous native
396	Eucalyptus leucoxylon – Yellow Gum	SM	L	G	G	L	L	8	13	2	Stunted open spreading planted Indigenous native
397	Eucalyptus ovata – Swamp Gum	Sm	L	G	G	L	L	7	19	2.3	Sound tree planted
398	Eucalyptus leucoxylon – Yellow Gum	SM	L	G	G	L	L	9	30*	3.6	Sound tree planted
399	Eucalyptus leucoxylon – Yellow Gum	SM	L	G	G	L	L	11	28	3.4	Sound tree planted

No.	Identification	Est. Age Yrs	ULE	Health	Structure	Significance	Hazard	Height (m)	DBH (m)	TPZ (m) radius	Comment
											*= Multi Stemmed Tree
400	Eucalyptus leucoxylon – Yellow Gum	SM	L	G	G	L	L	9	28*	3.4	bifurcated open spreading sound tree planted
401	Eucalyptus camaldulensis – River Red gum	SM	L	F	G	L	L	10	27	3.2	Die back to the south planted Indigenous Native
402	Eucalyptus leucoxylon – Yellow Gum	SM	M	P	F	L	L	6	16*	2	Small squat stunted native planted
403	Allocasuarina verticillata – Drooping She Oak	Y	L	G	G	L	L	5	12	2	Sound young planted specimen
404	Eucalyptus leucoxylon – Yellow Gum	SM	L	G	G	L	L	4	17	2	? squat planted indigenous native
405	Allocasuarina verticillata – Drooping She Oak	SM	M	F	F	L	L	7	13*	2	Planted indigenous native
406	Eucalyptus leucoxylon – Yellow Gum	SM	L	G	G	L	L	7	23*	2.8	Plant Indigenous native squat form
407	Eucalyptus leucoxylon – Yellow Gum	SM	L	G	G	L	L	7	22*	2.6	Plant Indigenous native squat form
408	Eucalyptus camaldulensis – River Red Gum	SM	L	G	G	L	L	10	29	3.5	Bifurcated at ground level planted Indigenous native
409	Eucalyptus ovata – swamp gum	SM	S	P	F	L	L	7	14	2	Planted indigenous native in poor health. Deadwood throughout canopy
410	Eucalyptus leucoxylon – Yellow Gum	SM	M	G	F	L	L	6	22*	2.6	Planted - Stunted shrub bifurcated at ground level plant indigenous native
411	Leptospermum laevigatum – tee Tree	Y	L	G	G	L	L	4	14	2	Young stunted shrub planted indigenous native
412	Eucalyptus leucoxylon – Yellow Gum	SM	L	G	G	L	L	8	15	2	Planted indigenous native
413	Allocasuarina cunninghamiana – She Oak	SM	S	P	P	L	L	5	7	2	Stunted planted native
414	Eucalyptus viminalis – Manna Gum	SM	S	P	P	L	L	8	33	4	Sound tree with bending lower base planted indigenous native
415	Melaleuca lanceolata - Moonah	Y	L	G	G	L	L	6	18	2.2	Sound young planted native shrub

No.	Identification	Est. Age Yrs	ULE	Health	Structure	Significance	Hazard	Height (m)	DBH (m)	TPZ (m) radius	Comment
416	Eucalyptus species	D	D	D	D	D	D	D	12	2	Dead tree
417	Eucalyptus leucoxylon – Yellow Gum	SM	L	G	G	L	L	14	30	3.6	Sound tree Indigenous native
418	Eucalyptus leucoxylon – Yellow Gum	SM	L	G	G	L	L	12	27	3.2	Sound tree planted Indigenous native
419	Eucalyptus viminalis – Manna Gum	SM	L	G	G	L	L	14	21	2.5	Sound tree planted Indigenous native
420	Eucalyptus botryoides – Mahogany Gum	M	L	G	G	L	L	17	63	7.6	
421	Eucalyptus globulus - Blue Gum	M	L	G	G	L	L	15	63	7.6	
422	Eucalyptus globulus - Blue Gum	M	L	G	G	L	L	14	51	6.1	
423	Eucalyptus cladocalyx – Sugar gum	SM	M	F	G	L	L	10	41	4.9	
424	Eucalyptus cladocalyx – Sugar gum	SM	M	F	G	L	L	11	37*	4.4	
425	Eucalyptus cladocalyx – Sugar gum	SM	M	F	G	L	L	10	23	2.8	
426	Eucalyptus cladocalyx – Sugar gum	SM	M	F	G	L	L	10	21	2.5	
427	Eucalyptus globulus - Blue Gum	SM	M	F	G	L	L	10	16	2	
428	Eucalyptus globulus - Blue Gum	SM	M	F	G	L	L	10	31	2.5	
429	Eucalyptus globulus - Blue Gum	SM	M	F	G	L	L	10	23	2.8	
430	Eucalyptus globulus - Blue Gum	SM	M	F	G	L	L	10	28	3.4	Heavily infested with wood borer
431	Eucalyptus cladocalyx – Sugar gum	SM	L	G	G	L	L	10	26	3.1	

No.	Identification	Est. Age Yrs	ULE	Health	Structure	Significance	Hazard	Height (m)	DBH (m)	TPZ (m) radius	Comment * = Multi Stemmed Tree
432	Eucalyptus cladocalyx – Sugar gum	SM	L	G	G	L	L	8	12	2	Weak and stunted
433	Eucalyptus cladocalyx – Sugar gum	SM	L	G	G	L	L	9	13	2	Weak and stunted
434	Eucalyptus cladocalyx – Sugar gum	SM	L	G	G	L	L	10	35	4.2	
435	Corymbia ficifolia – WA Flowering Gum	SM	S	P	P	L	L	5	13*	2	Poor specimen
436	Eucalyptus globulus - Blue Gum	SM	L	G	G	L	L	10	22	2.6	
437	Eucalyptus leucoxylon – Yellow gum	SM	M	G	G	L	L	10	26*	3.1	Planted plantation
438	Eucalyptus leucoxylon – Yellow gum	SM	L	G	G	L	L	10	18	2.2	Planted plantation
439	Eucalyptus leucoxylon – Yellow gum	SM	L	G	G	L	L	10	22*	2.6	Planted plantation
440	Eucalyptus globulus - Blue Gum	SM	L	G	G	L	L	11	36	4.3	Infected wood borer
441	Eucalyptus viminalis – manna gum	SM	L	G	G	M	L	12	58	7	Planted
442	Eucalyptus cladocalyx – Sugar gum	M	L	G	G	M	L	12	55*	6.6	
443	Eucalyptus globulus - Blue Gum	SM	L	G	G	L	L	12	31	3.7	
444	Eucalyptus globulus - Blue Gum	SM	L	G	G	L	L	12	10	2	Stunted and poor
445	Eucalyptus globulus - Blue Gum	SM	L	G	G	L	L	12	26	3.1	
446	Eucalyptus globulus - Blue Gum	SM	L	G	G	L	L	12	33	4	
447	Eucalyptus globulus - Blue Gum	SM	L	G	G	L	L	12	24	2.9	

No.	Identification	Est. Age Yrs	ULE	Health	Structure	Significance	Hazard	Height (m)	DBH (m)	TPZ (m) radius	Comment * = Multi Stemmed Tree
448	Eucalyptus globulus - Blue Gum	SM	L	G	G	L	L	12	13	2	
449	Eucalyptus globulus - Blue Gum	SM	L	G	G	L	L	12	13	2	
450	Eucalyptus globulus - Blue Gum	SM	L	G	G	L	L	12	34	4.1	Impacted by wood borer
451	Eucalyptus globulus - Blue Gum	SM	L	G	G	L	L	12	56	6.7	
452	Eucalyptus globulus - Blue Gum	SM	L	G	G	L	L	12	47	5.6	
453	Eucalyptus globulus - Blue Gum	SM	L	G	G	L	L	4	10	2	
454	Eucalyptus globulus - Blue Gum	SM	L	G	G	L	L	16	8	2	
455	Eucalyptus globulus - Blue Gum	SM	L	G	G	L	L	10	30	3.6	
456	Eucalyptus globulus - Blue Gum	SM	L	G	G	L	L	10	25	3.0	
457	Eucalyptus globulus - Blue Gum	SM	L	G	G	L	L	7	39	4.7	Dead spar
458	Eucalyptus globulus - Blue Gum	SM	L	G	G	L	L	7	18	2.2	
459	Eucalyptus globulus - Blue Gum	SM	L	G	G	L	L	5	7	2	Stunted poor
460	Eucalyptus globulus - Blue Gum	SM	L	G	G	L	L	9	27	3.2	Borer infested
461	Eucalyptus globulus - Blue Gum	SM	L	G	G	L	L	10	35	4.2	
462	Eucalyptus globulus - Blue Gum	SM	L	G	G	L	L	10	40	4.8	
463	Eucalyptus globulus - Blue Gum	SM	L	G	G	L	L	6	14	2	Stunted poor

No.	Identification	Est. Age Yrs	ULE	Health	Structure	Significance	Hazard	Height (m)	DBH (m)	TPZ (m) radius	Comment * = Multi Stemmed Tree
464	Eucalyptus globulus - Blue Gum	SM	L	G	G	L	L	6	16	2	Stunted poor
465	Eucalyptus globulus - Blue Gum	SM	L	G	G	L	L	6	14	2	
466	Eucalyptus globulus - Blue Gum	SM	L	G	G	L	L	10	25	3	
467	Eucalyptus globulus - Blue Gum	SM	L	G	G	L	L	10	27	3.2	
468	Eucalyptus globulus - Blue Gum	SM	L	G	G	L	L	10	25	3	
469	Eucalyptus globulus - Blue Gum	SM	L	G	G	L	L	12	46	5.5	
470	Eucalyptus leucoxylon – Yellow gum	SM	L	G	G	M	L	10	39*	4.7	Young, small specimen planted
471	Eucalyptus cladocalyx – Sugar gum	M	S	P	P	L	M	10	38	4.6	Dead
272	Eucalyptus cladocalyx – Sugar gum	M	S	P	P	L	M	10	31	3.7	90% Dead
273	Eucalyptus botryoides – Mahogany gum	M	S	P	P	L	M	9	28	3.4	
274	Eucalyptus botryoides – Mahogany gum	M	M	P	P	L	M	9	25	3	
275	Eucalyptus botryoides – Mahogany gum	M	M	P	P	L	M	12	42	5	Very poor structure
476	Eucalyptus gomphocephala – Tuart gum	M	L	G	G	L	L	12	64	7.7	
477	Eucalyptus gomphocephala – Tuart gum	M	L	F	G	L	L	12	46	5.5	Dead spar in centre
478	Eucalyptus gomphocephala – Tuart gum	M	L	F	G	L	L	8	35*	4.2	90% Dead
479	Eucalyptus gomphocephala – Tuart gum	D		D		D		D	26*	3.1	Dead

No.	Identification	Est. Age Yrs	ULE	Health	Structure	Significance	Hazard	Height (m)	DBH (m)	TPZ (m) radius	Comment * = Multi Stemmed Tree
480	Eucalyptus cladocalyx – Sugar gum	M	L	G	G	L	L	12	51	6.1	
481	Eucalyptus cladocalyx – Sugar gum	M	L	G	P	L	M	10	36*	4.3	90% Dead
482	Eucalyptus sideroxylon – iron Bark	M	G	G	G	L	L	12	33*	4	Planted
483	Cypresses macrocarpa – Monterey cypress	SM	F	F	L	L	L	5	9	2	Poor stunted
484	Eucalyptus leucoxylon - Yellow Gum	SM	L	G	G	L	L	9	35	4.2	Planted
485	Cypresses macrocarpa – Monterey cypress	SM	F	F	L	L	L	5	13	2	Poor stunted
486	Dead stump	D		D		D		6	46	5.5	Dead
487	Dead stump	D		D		D		7	23	2.8	Dead
488	Cypresses macrocarpa – Monterey cypress	SM	L	G	G	L	L	7	21	2.5	
489	Corymbia ficifolia – WA Flowering gum	M	L	G	G	L	L	8	52*	6.2	Poor form
490	Corymbia Citriodora – Lemon scented gum	M	L	G	G	L	L	12	37	4.4	Poor form
491	Dead Spar	D		D		D		6	43	5.2	Dead
492	Melaleuca armillaris – Honey Myrtle	M	M	F	P	L	L	8	39	4.7	Quadfurcated at ground level
493	Acacia mernsii – Black Wattle	M	L	G	G	L	L	10	26	3.1	Self-sown
494	Eucalyptus gomphocephala – Tuart gum	M	M	G	P	L	L	8	29	3.5	Very poor shape and form
495	Eucalyptus cladocalyx – Sugar gum	M	L	G	P	L	M	14	71	8.5	
496	Eucalyptus cladocalyx – Sugar gum	M	L	G	P	L	M	14	73*	8.8	

No.	Identification	Est. Age Yrs	ULE	Health	Structure	Significance	Hazard	Height (m)	DBH (m)	TPZ (m) radius	Comment * = Multi Stemmed Tree
497	Melaleuca armillaris – Honey Myrtle	D		D		D			27	3.2	Dead
498	Cyressocyparis leylandii - Cypress	SM	L	G	G	L	L	10	35	4.2	
499	Dead stump	D		D		D		4	17	2	Dead
500	Dead Stump	D		D		D		8	49	5.9	Dead
501	Corymbia ficifolia – WA flowering gum	SM	S	P	P	L	H	6	17*	2	Failed in main stem stunted
502	Corymbia ficifolia – WA flowering gum	SM	S	P	P	L	H	6	14*	2	Dying poor specimen
503	Eucalyptus cladocalyx – Sugar gum	M	L	G	G	L	L	14	48	5.8	
504	Hakea laurina – Pin Cushion hakea	M	M	F	P	L	L	7	28*	3.4	Poor form
505	Eucalyptus sideroxylon – Iron Bark	M	L	G	G	M	L	14	36	4.3	Planted
506	Melaleuca nesophila – Purple melaleuca	M	M	F	P	L	L	4	12	2	Stunted shrub
507	Cupressus torulosa – Pencil cypress	M	L	G	F	L	L	8	30*	3.6	Bifurcated
508	Allocasuarina verticillata – Drooping She oak	SM	M	P	P	L	L	7	22	2.6	Planted
509	Eucalyptus globulus – Blue gum	M	M	P	P	L	M	14	57	6.8	Failings in upper canopy
510	Melaleuca nesophila – Purple melaleuca	M	L	F	G	L	L	4	23	2.8	
511	Hakea suaviolens – prickly hakea	M	L	G	P	L	L	6	32*	3.8	Failing in lower structure
512	Ulmus procera – Golden Eim	Y	L	F	F	L	L	4	16	2	Ornamental
513	Grevillia Robusta – Silky Oak	M	L	G	G	L	L	10	34	4.1	

No.	Identification	Est. Age Yrs	ULE	Health	Structure	Significance	Hazard	Height (m)	DBH (m)	TPZ (m) radius	Comment * = Multi Stemmed Tree
514	Eucalyptus nicholii - Peppermint Gum	SM	L	G	G	L	L	12	29	3.5	
515	Eucalyptus camaldulensis – River Red gum	SM	L	G	G	L	L	10	24	2.9	Planted
516	Leptospermum laevigatum – Tee Tree	SM	L	G	G	L	L	8	16	2	
517	Eucalyptus gomphocephala – Tuart gum	SM	L	G	G	L	L	9	18	2.2	Stunted
518	Corymbia ficifolia – WA Flowering Gum	SM	M	G	P	L	L	6	18	2.2	Very poor form
519	Hakea laurina – Pin Cushion hakea	M	L	G	F	L	L	5	14	2	
520	Corymbia ficifolia – WA flowering gum	M	L	G	G	L	L	7	18	2.2	Poor specimen
521	Corymbia ficifolia – WA flowering gum	M	L	G	G	L	L	8	24*	2.9	Poor form
522	Fraxinus angustifolia – Desert Ash	M	L	G	G	L	L	9	28	3.4	
523	Corymbia ficifolia – WA flowering gum	M	L	G	G	L	L	8	27	3.2	
524	Fraxinus angustifolia – Desert Ash	SM	M	P	P	L	L	4	47	5.6	Stunted poor specimen
525	Pittosporum Undulatum – Sweet Pittosporum	M	L	G	G	L	L	6	12	2	Weed species
526	Callistemon Viminalis – weeping bottlebrush	M	L	G	F	L	L	4	22*	2.6	
527	Pittosporum Undulatum – Sweet Pittosporum	M	L	G	G	L	L	6	12	2	Weed species
528	Prunis species	M	L	G	G	L	L	7	13	2	Ornamental
529	Corea Species	M	L	G	G	L	L	4	12	2	(Hanging tag)

No.	Identification	Est. Age Yrs	ULE	Health	Structure	Significance	Hazard	Height (m)	DBH (m)	TPZ (m) radius	Comment * = Multi Stemmed Tree
530	Pittosporum tenuifolium - Pittosporum	M	L	G	G	L	L	8	35	4.2	
531	Betula pendula – Silver Birch	M	L	P	P	L	M	7	21*	2.5	Significant die back in crown
532	Pittosporum Undulatum – Sweet Pittosporum	M	L	G	G	L	L	6	9	2	Weed Species
533	Agonis flexuosa – Willow Myrtle	M	L	F	P	L	L	9	47	5.6	Failing tree
534	Grevillea robusta – Silky Oak	SM	L	G	G	L	L	8	18	2.2	Sound small tree
535	Photinea robusta - Photinea	M	L	G	G	L	L	5	21	2.5	
536	Cyressocyparis leylandii - Cypress	SM	L	G	G	L	L	10	31*	3.7	
537	Cyressocyparis leylandii - Cypress	SM	L	G	G	L	L	10	31*	3.7	
538	Eucalyptus Cassia – Princess Gum	M	L	G	G	L	L	7	16*	2	
539	Myoporum Boobialla – Common boobialla	M	L	G	G	M	L	7	16	2	Planted Indigenous Native
540	Melia azedarach – White cedar	M	L	G	G	M	L	8	16*	2	
541	Salix Babalonica - Willow	M	L	P	P	L	L	9	32	3.8	30% Dead canopy
542	Photinea robusta - Photinea	M	L	G	G	L	L	6	15	2	
543	Agonis flexuosa – Willow Myrtle	SM	L	F	P	L	L	9	25*	3	Multi stemmed
544	Callistemon species	M	S	P	P	L	L	7	10*	2	Poor specimen
545	Leptospermum scoparium – tee Tree	M	S	P	P	L	L	7	8*	2	Poor specimen
546	Callistris rhomboidea - Callistris	M	S	P	P	L	L	8	18	2.2	Poor aged specimen
547	Agonis flexuosa – Willow Myrtle	SM	L	F	P	L	L	9	25*	3	

No.	Identification	Est. Age Yrs	ULE	Health	Structure	Significance	Hazard	Height (m)	DBH (m)	TPZ (m) radius	Comment
											*= Multi Stemmed Tree
548	Eucalyptus botryoides – Mahogany Gum	M	M	P	P	L	M	12	42	5	Dead spar in top of tree long term retention value
549	Malus species	M	L	G	G	L	L	5	22	2.6	Edible apple pruned for fruit
550	Malus species	M	L	G	G	L	L	5	28	3.4	Edible apple pruned for fruit
551	Cypresses macrocarpa – Monterey cypress	SM	L	G	G	L	L	12	31*	3.7	Grouped with 551,552,553
552	Cypresses macrocarpa – Monterey cypress	SM	L	G	G	L	L	12	27*	3.2	Grouped with 551,552,553
553	Cypresses macrocarpa – Monterey cypress	SM	L	G	G	L	L	12	36*	4.3	Grouped with 551,552,553
554	Eucalyptus gomphocephala – Tuart gum	M	M	P	P	L	L	10	41	4.9	
555	Eucalyptus gomphocephala – Tuart gum	M	M	P	P	L	L	9	16	2	Scraggly tree
556	Eucalyptus gomphocephala – Tuart gum	M	M	P	P	L	L	14	46	5.5	Poor form and structure
557	Dead Tree	D		D		D			44	5.3	
558	Eucalyptus leucoxylon - pink yellow gum	M	S	P	P	L	L	7	28	3.4	Dead tree with one live limb Long term retention value
559	Eucalyptus Radiata – peppermint gum	M	M	F	P	L	L	10	26	3.1	
560	Eucalyptus Radiata – peppermint gum	SM	L	F	G	L	L	12	31	3.7	
561	Eucalyptus Radiata – peppermint gum	D	D	D	D	D	D	8	18	2.2	
562	Eucalyptus Radiata – peppermint gum	SM	L	G	P	L	L	12	27	3.2	
563	Acacia bailyana – Cootamundra wattle	M	M	P	P	L	L	8	18	2.2	
564	Eucalyptus botryoides – Mahogany gum	M	L	F	F	L	L	12	26	3.1	

No.	Identification	Est. Age Yrs	ULE	Health	Structure	Significance	Hazard	Height (m)	DBH (m)	TPZ (m) radius	Comment * = Multi Stemmed Tree
565	Eucalyptus botryoides – Mahogany gum	M	L	F	F	L	L	14	34*	4	
566	Cupressus torulosa - Cypress	M	L;	F	F	L	L	14	44	5.3	Wood borer through main trunk
567	Cupressus torulosa - Cypress	D	D	D	D	D	D	8	23	2.8	Dead plantation
568	Cupressus torulosa - Cypress	D	D	D	D	D	D	7	19	2.3	Dead plantation
569	Cupressus torulosa - Cypress	D	D	D	D	D	D	7	14	2	Dead plantation
570	Cupressus torulosa - Cypress	D	D	D	D	D	D	7	21	2.5	Dead plantation
571	Cupressus torulosa - Cypress	D	D	D	D	D	D	7	20	2.4	Dead plantation
572	Cupressus torulosa - Cypress	D	D	D	D	D	D	8	21	2.5	30% Dead
573	Eucalyptus botryoides – Mahogany gum	M	L	F	P	L	M	14	56	6.7	½ Removed tree
574	Corymbia Citriodora – Lemon Scented Gum	SM	L	G	P	L	L	12	12	2	Tall skinny tree
575	Eucalyptus botryoides – Mahogany gum	M	L	G	P	L	L	14	58	7	
576	Cupressus macrocarpa – Monterey cypress	M	S	P	P	L	L	6	98*	11.8	Poor specimen stunted
577	Eucalyptus Radiata – peppermint gum	M	L	G	G	L	L	14	43	5.2	Sound tree
578	Fraxinus angustifolia – Desert Ash	SM	L	G	G	L	L	7	22	2.6	
579	Acacia mernsii – Black Wattle	Y	L	G	G	M	L	12	14	2	Planted Indigenous native near orchard
580	Cupressus macrocarpa – Monterey cypress	SM	L	G	G	L	L	10	26	3.1	Near orchard

No.	Identification	Est. Age Yrs	ULE	Health	Structure	Significance	Hazard	Height (m)	DBH (m)	TPZ (m) radius	Comment * = Multi Stemmed Tree
581	Cupressus macrocarpa – Monterey cypress	SM	L	G	G	L	L	10	24	2.9	Near orchard
582	Cupressus macrocarpa – Monterey cypress	SM	L	G	G	L	L	10	21	2.5	Near orchard
583	Cupressus macrocarpa – Monterey cypress	M	L	G	G	L	L	6	13*	2	Weed
584	Callistemon species	M	L	G	G	L	L	6	17	2	
585	Cupressus macrocarpa – Monterey cypress	SM	L	G	G	L	L	10	42	5	Layton Green
586	Lauris nobilis - Bay tree	SM	L	G	G	L	L	7	6	2	Fruit tree
587	Cupressus macrocarpa – Monterey cypress	SM	L	G	G	L	L	14	43	5.2	Layton Green near chook pen
588	Cupressus macrocarpa – Monterey cypress	SM	L	G	G	L	L	14	23	2.8	Layton Green near chook pen
589	Malus species - Apple	M	L	G	G	L	L	4	16	2	Ornamental fruit tree pruned
590	Nectarine	M	L	G	G	L	L	4	13	2	Ornamental fruit tree pruned
591	Prunis species - Plumb	M	L	G	G	L	L	4	14	2	Ornamental fruit tree pruned
592	Malus species - Apple	M	L	G	G	L	L	4	14	2	Ornamental fruit tree pruned
593	Prunis species - Plumb	M	L	G	G	L	L	3	15	2	Ornamental fruit tree pruned
594	Nectarine	M	L	G	G	L	L	4	10	2	Ornamental fruit tree pruned
595	Apricot	M	L	G	G	L	L	4	16	2	Ornamental fruit tree pruned
596	Pear	M	L	G	G	L	L	4	16	2	Ornamental fruit tree pruned
597	Peach	M	L	G	G	L	L	4	8	2	Ornamental fruit tree pruned
598	Almond	M	L	G	G	L	L	4	14	2	Ornamental fruit tree pruned
599	Pear	M	L	G	G	L	L	4	18	2	Ornamental fruit tree pruned
600	Corymbia ficifolia – WA Flowering Gum	M	L	G	G	L	L	8	23*	2.8	
601	Corymbia ficifolia – WA Flowering Gum	M	L	G	G	L	L	8	19*	2.3	

No.	Identification	Est. Age Yrs	ULE	Health	Structure	Significance	Hazard	Height (m)	DBH (m)	TPZ (m) radius	Comment * = Multi Stemmed Tree
602	Corymbia ficifolia – WA Flowering Gum	M	L	G	G	L	L	8	31*	3.7	
603	Fraxinus angustifolia – Desert Ash	M	L	G	G	L	L	9	24	2.9	
604	Agonis flexuosa – Willow Myrtle	M	L	G	G	L	L	9	26*	3.1	Multi stemmed at ground level
605	Corymbia ficifolia – WA Flowering Gum	M	S	P	P	L	L	10	47*	5.6	Failed tree
606	Eucalyptus spathulata - Yate	M	L	G	G	L	L	9	27*	3.2	
607	Corymbia ficifolia – WA Flowering Gum	M	L	G	G	L	L	9	33	4	
608	Corymbia ficifolia – WA Flowering Gum	M	L	G	G	L	L	9	43	5.2	
609	Agonis flexuosa – Willow Myrtle	M	L	G	G	L	L	8	30	3.6	
610	Corymbia ficifolia – WA Flowering Gum	M	L	P	P	L	L	8	40	4.8	50% Dead in canopy and wood borer evident
611	Corymbia ficifolia – WA Flowering Gum	M	L	G	G	L	L	8	24*	2.9	
612	Corymbia ficifolia – WA Flowering Gum	M	L	G	P	L	L	8	43*	5.2	Bifurcated
613	Corymbia ficifolia – WA Flowering Gum	M	L	G	P	L	L	8	17*	2	Small and stunted
614	Cupressus macrocarpa – Monterey cypress	M	L	G	G	L	L	18	112	13.5	Large mature tree
615	Cupressus macrocarpa – Monterey cypress	M	L	G	G	L	L	18	96	11.5	Large mature tree
616	Cupressus macrocarpa – Monterey cypress	M	L	G	G	L	L	18	81	9.7	Large mature tree
617	Pinus Radiata – Monterey pine	M	L	G	G	L	L	18	73	8.8	Large mature tree

No.	Identification	Est. Age Yrs	ULE	Health	Structure	Significance	Hazard	Height (m)	DBH (m)	TPZ (m) radius	Comment * = Multi Stemmed Tree
618	Eucalyptus Camaldulensis – River Red Gum	M	L	G	G	M	L	16	82	9.8	Planted
619	Corymbia maculata – Spotted gum	SM	L	P	P	L	L	8	23	2.8	Failed upper canopy no retention value
620	Eucalyptus lehmannii – Bushy yate	Y	L	G	G	L	L	6	14	2	Squat shrub
621	Allocasuarina Verticillata – Drooping She Oak	SM	L	G	G	M	L	6	23	2.8	Planted Indigenous native
622	Corymbia maculata – Spotted Gum	Y	L	G	G	M	L	7	11	2	
623	Corymbia maculata – Spotted Gum	Y	L	G	G	M	L	7		2	
624	Corymbia maculata – Spotted Gum	Y	L	G	G	M	L	7	18	2.2	
625	Corymbia maculata – Spotted Gum	Y	L	G	G	M	L	6	16	2	
626	Eucalyptus cladocalyx – Sugar gum	Y	L	G	G	M	L	7	15	2	
627	Eucalyptus cladocalyx – Sugar gum	Y	L	G	G	M	L	7	14	2	
628	Acacia mernsii – Black Wattle	SM	L	G	G	M	L	8	16	6.1	
629	Liquidambar styraciflua - Liquid Amber	SM	L	G	G	M	L	7	27*	3.2	
630	Photinea Robusta - Photinea	M	L	G	G	M	L	6	37	4.5	
631	Photinea Robusta - Photinea	M	L	G	G	M	L	5	19	2.3	
632	Schinus Mollie - Peppercorn	SM	L	G	G	L	L	7	34	4.1	
633	Pinus Radiata – Monterey Pine	M	L	G	G	L	L	16	81	9.8	Large tree 633A-633B Pinus Radiata in dog pen (A+B)
634	Eucalyptus gomphocephala – Tuart gum	M	L	G	G	L	L	15	67	8	Many past pruning wounds

No.	Identification	Est. Age Yrs	ULE	Health	Structure	Significance	Hazard	Height (m)	DBH (m)	TPZ (m) radius	Comment * = Multi Stemmed Tree
635	Eucalyptus gomphocephala – Tuart gum	M	L	G	G	L	L	14	64	7.7	
636	Pinus Radiata – Monterey Pine	M	L	G	G	L	L	15	76	9.1	
637	Cedar Deodara - Cedar	Y	M	P	P	L	L	8	36	4.3	
638	Syzygium smithii – Lilly Pilly	Y	S	P	P	L	L	7	19*	2.3	50% Dead
639	Cupressus Torulosa - Cypress	M	L	G	G	L	L	10	47	5.6	
640	Cupressus Torulosa - Cypress	M	L	G	G	L	L	10	47	5.6	
641	Prunis species - plumb	SM	L	G	G	L	L	6	21	2.5	
642	Prunis species - plumb	SM	L	G	G	L	L	6	19	2.3	
643	Prunis species - plumb	SM	L	G	G	L	L	6	20	2.4	
644	Cupressus semprivirens - Penal Cypress	SM	L	G	G	L	L	7	23	2.8	
645	Prunis species - plumb	SM	L	G	G	L	L	6	14	2	
646	Tristania Confertus - Brush Box	SM	L	G	G	L	L	7	33	3.4	
647	Prunis species - plumb	M	L	P	P	L	H	6	41	4.9	Failed
648	Eucalyptus Crenulata – Spinner Gum	M	L	G	G	L	L	16	98*	11.8	Bifurcated at base
649	Photinea Robusta - Photinea	M	L	F	P	L	L	6	36	4.3	Multi stemmed
650	Dead tree	D	D	D	D	D	D	8	41	4.9	Dead
651	Corymbia ficifolia – WA Flowering gum	M	L	P	P	L	L	7	47*	5.6	
652	Callistemon Species - Bottlebrush	M	L	G	G	L	L	5	19	2.3	
653	Pinus Radiata – Monterey Pine	M	L	G	G	L	L	14	109*	13	Large Bifurcated tree
654	Schinus Mollie - Peppercorn	M	L	G	G	L	L	8	38*	4.6	All in 1 row

No.	Identification	Est. Age Yrs	ULE	Health	Structure	Significance	Hazard	Height (m)	DBH (m)	TPZ (m) radius	Comment * = Multi Stemmed Tree
655	Schinus Mollie - Peppercorn	M	L	G	G	L	L	8	29*	3.5	All in 1 row
656	Schinus Mollie - Peppercorn	M	L	G	G	L	L	8	36*	4.3	All in 1 row
657	Schinus Mollie - Peppercorn	M	L	G	G	L	L	8	20	2.4	All in 1 row
658	Schinus Mollie - Peppercorn	M	L	G	G	L	L	8	22	2.6	All in 1 row
659	Schinus Mollie - Peppercorn	M	L	G	G	L	L	8	26	3.12	All in 1 row
660	Schinus Mollie - Peppercorn	M	L	G	G	L	L	8	31	3.7	All in 1 row
661	Eucalyptus gomphocephala – Tuart gum	M	L	G	G	L	L	12	63	7.6	
662	Corymbia maculata – Spotted Gum	Y	L	F	P	L	L	8	19	2.3	Stunted
663	Eucalyptus gomphocephala – Tuart gum	M	L	G	G	L	L	12	64*	7.7	
664	Eucalyptus gomphocephala – Tuart gum	M	L	G	G	L	L	12	57	6.8	
665	Allocasuarina verticillata – Drooping She Oak	Y	L	F	P	L	L	8	27*	3.2	Stunted plant
666	Eucalyptus gomphocephala – Tuart gum	M	L	G	G	L	L	12	42*	5	
667	Eucalyptus gomphocephala – Tuart gum	M	L	G	G	L	L	12	59*	7	
668	Allocasuarina verticillata – Drooping She Oak	SM	L	F	P	L	L	8	21	2.5	Stunted planted
669	Eucalyptus gomphocephala – Tuart gum	M	L	G	G	L	L	12	107	12.8	
670	Acacia Bailyana – Cootamundra Wattle	SM	L	P	P	L	L	8	22	2.6	Stunted poor health
671	Eucalyptus gomphocephala – Tuart gum	M	L	G	G	L	L	12	49*	5.9	

No.	Identification	Est. Age Yrs	ULE	Health	Structure	Significance	Hazard	Height (m)	DBH (m)	TPZ (m) radius	Comment * = Multi Stemmed Tree
672	Eucalyptus gomphocephala – Tuart gum	M	L	G	G	L	L	12	62	7.4	
673	Eucalyptus gomphocephala – Tuart gum	M	L	G	G	L	L	12	48*	5.8	Bifurcated 0.5m
674	Eucalyptus gomphocephala – Tuart gum	M	L	G	G	L	L	12	19	2.3	
675	Eucalyptus gomphocephala – Tuart gum	M	L	G	G	L	L	12	119	14.3	
676	Eucalyptus gomphocephala – Tuart gum	M	L	G	G	L	L	12	54	6.5	
677	Eucalyptus gomphocephala – Tuart gum	M	L	G	G	L	L	12	45	5.4	
678	Eucalyptus gomphocephala – Tuart gum	M	L	G	G	L	L	12	58	7	
679	Eucalyptus gomphocephala – Tuart gum	M	L	G	G	L	L	12	83	10	
680	Eucalyptus cladocalyx – Sugar gum	M	L	G	G	L	L	16		-	No access to tree
681	Eucalyptus cladocalyx – Sugar gum	M	L	G	G	L	L	16		-	No access to tree
682	Eucalyptus cladocalyx – Sugar gum	M	S	P	P	L	L	10		-	½ Failed tree No access to tree
683	Salix babalonica - Willow	M	L	G	G	L	L	12		-	No access to tree
684											No access to tree
685											No access to tree
686	Melaleuca armillaris – Honey Myrtle	M	S	P	P	L	L	4	14	2	
687	Melaleuca armillaris – Honey Myrtle	M	S	P	P	L	L	6	32*	3.8	
688	Melaleuca armillaris – Honey Myrtle	M	S	P	P	L	L	6	30*	3.6	
689	Melaleuca armillaris – Honey Myrtle	M	S	P	P	L	L	6	29*	3.5	

No.	Identification	Est. Age Yrs	ULE	Health	Structure	Significance	Hazard	Height (m)	DBH (m)	TPZ (m) radius	Comment * = Multi Stemmed Tree
690	Melaleuca armillaris – Honey Myrtle	M	S	P	P	L	L	6	25	3	
691	Melaleuca armillaris – Honey Myrtle	M	S	P	P	L	L	6	44*	5.3	Failed tree
692	Melaleuca armillaris – Honey Myrtle	M	S	P	P	L	L	6	26*	3.1	Failed tree
693	Melaleuca armillaris – Honey Myrtle	M	S	P	P	L	L	6	27*	3.2	
694	Melaleuca armillaris – Honey Myrtle	M	S	P	P	L	L	6	13	2	
695	Melaleuca armillaris – Honey Myrtle	M	S	P	P	L	L	6	38*	4.6	
696	Melaleuca armillaris – Honey Myrtle	M	S	P	P	L	L	6	41*	4.9	
697	Melaleuca armillaris – Honey Myrtle	M	S	P	P	L	L	6	21	2.5	
698	Melaleuca armillaris – Honey Myrtle	M	S	P	P	L	L	6	28	3.4	
699	Melaleuca armillaris – Honey Myrtle	M	S	P	P	L	L	6	36*	4.3	
700	Melaleuca armillaris – Honey Myrtle	M	S	P	P	L	L	6	44*	5.3	
701	Melaleuca armillaris – Honey Myrtle	M	S	P	P	L	L	6	34	4.1	
702	Melaleuca armillaris – Honey Myrtle	M	S	P	P	L	L	6	45*	5.4	
703	Melaleuca armillaris – Honey Myrtle	M	S	P	P	L	L	6	40*	4.8	
704	Melaleuca armillaris – Honey Myrtle	M	S	P	P	L	L	6	34*	4.1	
705	Melaleuca armillaris – Honey Myrtle	M	S	P	P	L	L	6	15	2	Failed tree

No.	Identification	Est. Age Yrs	ULE	Health	Structure	Significance	Hazard	Height (m)	DBH (m)	TPZ (m) radius	Comment * = Multi Stemmed Tree
706	Melaleuca armillaris – Honey Myrtle	M	S	P	P	L	L	6	56*	6.7	
707	Melaleuca armillaris – Honey Myrtle	M	S	P	P	L	L	6	43*	5.2	
708	Melaleuca armillaris – Honey Myrtle	M	S	P	P	L	L	6	32	3.8	
709	Melaleuca armillaris – Honey Myrtle	M	S	P	P	L	L	6	43*	5.2	
710	Melaleuca armillaris – Honey Myrtle	M	S	P	P	L	L	6	29*	3.5	
711	Melaleuca armillaris – Honey Myrtle	M	S	P	P	L	L	6	28	3.4	
712	Melaleuca armillaris – Honey Myrtle	M	S	P	P	L	L	6	30*	3.6	
713	Melaleuca armillaris – Honey Myrtle	M	S	P	P	L	L	6	26*	3.1	
714	Melaleuca armillaris – Honey Myrtle	M	S	P	P	L	L	6	43	5.2	
715	Melaleuca armillaris – Honey Myrtle	M	S	P	P	L	L	6	36*	4.3	
716	Melaleuca armillaris – Honey Myrtle	M	S	P	P	L	L	6	26	3.1	
717	Melaleuca armillaris – Honey Myrtle	M	S	P	P	L	L	6	31	3.7	
718	Melaleuca armillaris – Honey Myrtle	M	S	P	P	L	L	6	16	2	
719	Melaleuca armillaris – Honey Myrtle	M	S	P	P	L	L	6	32	3.8	
720	Melaleuca armillaris – Honey Myrtle	M	S	P	P	L	L	6	43	5.2	
721	Melaleuca armillaris – Honey Myrtle	M	S	P	P	L	L	6	38	4.6	

No.	Identification	Est. Age Yrs	ULE	Health	Structure	Significance	Hazard	Height (m)	DBH (m)	TPZ (m) radius	Comment * = Multi Stemmed Tree
722	Melaleuca armillaris – Honey Myrtle	M	S	P	P	L	L	6	32	3.8	
723	Melaleuca armillaris – Honey Myrtle	M	S	P	P	L	L	6	30	3.6	
724	Corymbia maculata – Spotted Gum	SM	S	G	G	L	L	8	17	2	
725	Corymbia maculata – Spotted Gum	SM	S	G	G	L	L	8	12	2	
726	Schinus molly - peppercorn	SM	L	G	G	L	L	8	26	3.1	
727	Corymbia maculata – Spotted gum	Y	L	G	G	L	L	6	12	2	
728	Fraxinus angustifolia – Desert Ash	SM	L	G	G	L	L	8	21	2.5	
729	Fraxinus angustifolia – Desert Ash	SM	L	G	G	L	L	9	23	2.8	
730	Agonis flexuosa – Willow Myrtle	SM	L	G	G	L	L	9	35*	4.2	
731	Eucalyptus nicholii – Peppermint Gum	SM	L	G	G	L	L	8	23	2.8	
732	Allocasuarina verticillata – Drooping She Oak	SM	L	G	G	L	L	9	29	3.4	Plant local native
733	Paulownia tomentose - Paulownia	M	M	F	F	L	L	8	27	3.5	
734	Fraxinus angustifolia – Desert Ash	SM	L	G	F	L	L	9	26*	3.1	
735	Eucalyptus botryoides – Mahogany Gum	M	S	P	P	L	L	14	48	5.8	80% Dead
736	Eucalyptus leucoxylon – Pink Yellow Gum	M	M	F	P	L	L	9	20*	2.4	Pink form planted
737	Eucalyptus globulus Blue gum	M	L	G	G	L	L	14	81	9.7	Planted indigenous native

No.	Identification	Est. Age Yrs	ULE	Health	Structure	Significance	Hazard	Height (m)	DBH (m)	TPZ (m) radius	Comment * = Multi Stemmed Tree
738	Poplar italica – Pencil Poplar	M	L	G	G	L	L	12	40	4.8	Avenue planting along driveway
739	Poplar italica – Pencil Poplar	M	L	G	G	L	L	12	40	4.8	Avenue planting along driveway
740	Poplar italica – Pencil Poplar	M	L	G	G	L	L	12	40	4.8	Avenue planting along driveway
741	Poplar italica – Pencil Poplar	M	L	G	G	L	L	12	40	4.8	Avenue planting along driveway
742	Poplar italica – Pencil Poplar	M	L	G	G	L	L	12	40	4.8	Avenue planting along driveway
743	Poplar italica – Pencil Poplar	M	L	G	G	L	L	12	40	4.8	Avenue planting along driveway
744	Poplar italica – Pencil Poplar	M	L	G	G	L	L	12	40	4.8	Avenue planting along driveway
745	Poplar italica – Pencil Poplar	M	L	G	G	L	L	12	40	4.8	Avenue planting along driveway
746	Poplar italica – Pencil Poplar	M	L	G	G	L	L	12	40	4.8	Avenue planting along driveway
747	Poplar italica – Pencil Poplar	M	L	G	G	L	L	12	40	4.8	Avenue planting along driveway
748	Poplar italica – Pencil Poplar	M	L	G	G	L	L	12	40	4.8	Avenue planting along driveway
749	Melia azedarach – White Cedar	M	L	G	G	L	L	10	42	5	
750	Leptospermum spathulata – Tee tree	M	L	G	G	L	L	6	16*	2	
751	Callistemon species – Bottle Brush	M	L	G	G	L	L	6	13*	2	
752	Coprosma repens – Mirror Bush	M	L		G	L	L	6	15	2	Weed Species
753	Callistemon salignus - Bottlebrush	M	L	G	G	L	L	6	17	2	
754	Callistemon salignus - Bottlebrush	M	L	G	G	L	L	6	14	2	
755	Malus species	M	L	G	G	L	L	8	23	2.8	Apple chook yard
756	Citrus	M	L	G	G	L	L	5	16	2	Lemon chook yard
757	Bay tree	M	L	G	G	L	L	6	12	2	Bay tree chook yard
758	Prunis	M	L	G	G	L	L	8	27	3.2	Plumb chook yard
759	Prunis	M	L	G	G	L	L	9	20	2.4	Plumb
780	Prunis	M	L	G	G	L	L	8	19	2.3	Plumb
781	Callistemon species	M	L	G	G	L	L	8	29	3.5	
782	Callistemon species	M	L	G	G	L	L	8	29	3.5	

No.	Identification	Est. Age Yrs	ULE	Health	Structure	Significance	Hazard	Height (m)	DBH (m)	TPZ (m) radius	Comment * = Multi Stemmed Tree
783	Acer palmatum - Japanese maple	M	L	G	G	L	L	6	14	2	
784	Leptospermum scoparium – Tee Tree	M	L	G	G	L	L	5	21	2.5	
785	Gleditsia triacanthos rubra	M	L	G	G	L	L	7	24	2.9	
786	Cercis siliquastrum - Judas tree	M	L	G	G	L	L	5	16	2	
787	Cedar deodar - Cedar	SM	L	G	G	L	L	10		2.5	Nice young tree
788	Acacia bailyana – Cootamundra Wattle	M	L	G	G	L	L	9	36*	4.4	
789	Olea europaea - Olive	M	S	P	P	L	L	7	15	2	
790	Brachychiton acerifolius – Brachychiton	SM	L	G	P	L	L	6	18	2.2	
791	Fraxinus angustifolia – desert Ash	SM	L	G	P	L	L	7	21	2.5	
792	Jacaranda mimososa - Jacaranda	M	L	G	G	L	L	7	14	2	
793	Cupressus sempervirens - Pencil Cyprus	M	L	G	G	L	L	7	14	2	Sky rocket
794	Cupressus sempervirens - Pencil Cyprus	M	L	G	G	L	L	7	14	2	Sky rocket
795	Eucalyptus viminalis – Manna gum	M	M	P	P	L	L	8	12	2	Planted stunted
796	Eucalyptus radiata – Peppermint Gum	M	L	G	G	L	L	14	55*	6.6	Planted
797	Eucalyptus Radiata – Peppermint Gum	M	L	G	G	L	L	14	24	2.9	Planted
798	Eucalyptus Radiata – Peppermint Gum	M	L	G	G	L	L	14	23	2.8	Planted

No.	Identification	Est. Age Yrs	ULE	Health	Structure	Significance	Hazard	Height (m)	DBH (m)	TPZ (m) radius	Comment * = Multi Stemmed Tree
799	Eucalyptus Radiata – Swamp Gum	M	L	G	G	L	L	12	21	2.5	Planted
800	Eucalyptus Radiata – Peppermint Gum	M	L	G	G	L	L	12	45	5.4	Planted
801	Corymbia maculata – Spotted Gum	M	L	G	G	L	L	12	38	4.6	Planted
802	Eucalyptus Radiata – Peppermint Gum	M	L	G	G	L	L	12	32	3.8	Planted
803	Eucalyptus camaldulensis – River Red Gum	SM	L	G	G	L	L	12	52	6.2	Planted nice tree
804	Eucalyptus Radiata – Peppermint Gum	SM	L	G	G	L	L	12	36	4.3	Planted
805	Eucalyptus ovata – Swamp Gum	SM	L	G	G	L	L	12	34	4.1	Planted
806	Eucalyptus ovata – Swamp Gum	SM	L	G	G	L	L	12	31	3.7	Planted
807	Eucalyptus leucoxylon	SM	L	G	G	L	L	12	59	7.1	Planted
808	Eucalyptus radiata – Peppermint Gum	SM	L	G	G	L	L	12	29	3.5	Planted
809	Eucalyptus radiata – Peppermint Gum	SM	L	G	G	L	L	12	36	4.3	Planted
810	Eucalyptus leucoxylon Pink Yellow Gum	SM	L	G	G	L	L	12	39	4.7	Planted
811	Eucalyptus viminalis – Manna Gum	SM	L	G	G	M	L	11	50	6	Nice tree planted
812	Eucalyptus viminalis – Manna Gum	SM	L	G	G	M	L	11	67	8	Nice tree planted
813	Eucalyptus radiata – Peppermint Gum	SM	L	G	G	M	L	10	28	3.4	Planted

No.	Identification	Est. Age Yrs	ULE	Health	Structure	Significance	Hazard	Height (m)	DBH (m)	TPZ (m) radius	Comment
814	Eucalyptus botryoides – Mahogany Gum	SM	S	G	P	M	L	12	48	5.8	Failed in upper canopy
815	Eucalyptus botryoides – Mahogany Gum	SM	S	G	P	M	L	11	45	5.4	Failed in upper canopy
816	Corymbia maculata – Spotted Gum	SM	L	G	G	L	L	6	16	2	
817	Eucalyptus cladocalyx – Sugar gum	SM	L	G	P	L	L	9	34*	4.1	
818	Eucalyptus cladocalyx – Sugar gum	SM	S	G	P	L	L	9	28	3.4	Failed in upper canopy
819	Eucalyptus nicholii – Peppermint Gum	SM	S	P	P	L	H	8	23	2.8	Failed tree
820	Eucalyptus nicholii – Peppermint Gum	SM	S	P	P	L	H	9	39	4.7	
821	Allocasuarina verticillata – Drooping She Oak	SM	S	P	P	L	L	5	16	2	Stunted 50% failed
822	Eucalyptus botryoides – Mahogany Gum	M	S	P	P	L	L	9	30	2.8	Plant failed
823	Eucalyptus botryoides – Mahogany Gum	M	S	P	P	L	M	12	42	5	Failed tree
824	Allocasuarina verticillata – Drooping She Oak	SM	L	G	G	M	L	10	32	3.8	Planted nice tree
825	Angophora costata – Apple Gum	M	L	G	P	L	M	14	54	6.5	Planted very poor structure failed upper canopy
826	Eucalyptus viminalis – Manna Gum	SM	S	P	P	L	L	6	23	2.8	Planted
827	Eucalyptus scoparium - Gum	SM	L	G	G	L	L	14	46	5.5	Planted
828	Angophora costata – Apple Gum	SM	L	G	G	M	L	14	37	4.4	Nice specimen planted

No.	Identification	Est. Age Yrs	ULE	Health	Structure	Significance	Hazard	Height (m)	DBH (m)	TPZ (m) radius	Comment
829	Angophora costata – Apple Gum	SM	L	G	G	M	L	14	34	4.1	Nice specimen planted
830	Eucalyptus scoparium – Small Gum	SM	L	G	G	M	L	14	42	5.0	Nice specimen planted
831	Allocasuarina verticillata – Drooping She Oak	SM	L	G	G	L	L	12	19	2.3	Planted
832	Eucalyptus camaldulensis – River Red Gum	SM	L	G	G	M	L	12	67	8	Exposed roots planted
833	Eucalyptus leucoxydon – Pink Yellow Gum	SM	L	G	G	L	L	9	23	2.8	Planted
834	Eucalyptus cladocalyx – Sugar gum	SM	L	G	G	L	L	10	37	4.4	
835	Eucalyptus cladocalyx – Sugar gum	SM	L	P	P	L	L	10	23	2.8	Poor shrub
836	Allocasuarina verticillata – Drooping She Oak	SM	L	P	P	L	L	10	22	2.6	Planted
837	Eucalyptus camaldulensis – River Red Gum	SM	L	G	G	M	L	12	36	4.3	Planted
838	Eucalyptus camaldulensis – River Red Gum	SM	L	G	G	M	L	14	68	8.2	Planted exposed roots
839	Agonis flexuosa – Willow Myrtle	SM	L	G	G	M	L	12	43	5.2	Sound tree
840	Eucalyptus viminalis – Manna Gum	M	L	G	G	H	L	15	80*	9.6	Very good specimen N/S planted large failed limb over property
841	Eucalyptus cladocalyx – Sugar gum	M	S	P	P	L	L	5	28	3.4	Poor specimen planted N/S
842	Allocasuarina verticillata – Drooping She Oak	M	L	G	G	M	L	12	39	4.7	Planted N/S
843	Dead tree	D	D	D	D	D	D	-	-	-	N/S Dead planted
844	Dead tree	D	D	D	D	D	D	-	-	-	Dead N/S planted

No.	Identification	Est. Age Yrs	ULE	Health	Structure	Significance	Hazard	Height (m)	DBH (m)	TPZ (m) radius	Comment
845	Eucalyptus botryoides – Mahogany gum	M	L	F	P	L	L	12	47	5.6	*= Multi Stemmed Tree Poor specimen N/S planted
846	Allocasuarina verticillata – Dropping She Oak	M	L	G	G	M	L	12	38	4.6	N/S Planted
847	Eucalyptus camaldulensis – river Red Gum	M	L	G	P	M	L	12	51	6.1	N/S Planted massive failing in main trunk
848	Cupressus macrocarpa – Monterey cypress	SM	L	G	G	L	L	10	23	2.8	
849	Eucalyptus gomphocephala – Tuart gum	M	L	G	P	L	L	10	34	4	
850	Cupressus macrocarpa – Monterey cypress	SM	L	G	G	L	L	10	19	2.3	
851	Eucalyptus gomphocephala – Tuart gum	M	L	P	P	L	L	8	12	2	
852	Cupressus macrocarpa – Monterey cypress	SM	L	P	P	L	L	8	14	2	Small and stunted
853	Eucalyptus gomphocephala – Tuart gum	M	L	G	G	L	L	10	36	4.3	
854	Cupressus macrocarpa – Monterey cypress	SM	L	P	P	L	L	8	12	2	
855	Eucalyptus gomphocephala – Tuart gum	M	L	G	G	L	L	10	32	3.8	
856	Cupressus macrocarpa – Monterey cypress	SM	L	G	G	L	L	8	16	2	
857	Eucalyptus gomphocephala – Tuart gum	M	L	G	G	L	L	10	33	3	
858	Cupressus macrocarpa – Monterey cypress	SM	L	G	G	L	L	8	21	2.5	

No.	Identification	Est. Age Yrs	ULE	Health	Structure	Significance	Hazard	Height (m)	DBH (m)	TPZ (m) radius	Comment * = Multi Stemmed Tree
859	Eucalyptus gomphocephala – Tuart gum	M	L	G	G	L	L	10	29	3.4	
860	Cupressus macrocarpa – Monterey cypress	SM	L	G	G	L	L	8	21	2.5	
861	Eucalyptus gomphocephala – Tuart gum	M	D	D	D	D	D	D	D	D	Dead tree
862	Cupressus macrocarpa – Monterey cypress	SM	L	G	G	L	L	8	21	2.5	
863	Eucalyptus gomphocephala – Tuart gum	M	L	G	G	L	L	10	38	4.6	
864	Cupressus macrocarpa – Monterey cypress	SM	L	G	G	L	L	8	21	2.5	
865	Eucalyptus gomphocephala – Tuart gum	M	L	G	G	L	L	10	42	5	
866	Cupressus macrocarpa – Monterey cypress	SM	L	G	G	L	L	8	18	2	
867	Eucalyptus gomphocephala – Tuart gum	M	L	G	G	L	L	10	29	3.4	
868	Cupressus macrocarpa – Monterey cypress	SM	L	G	G	L	L	8	16	2	
869	Eucalyptus gomphocephala – Tuart gum	M	L	G	G	L	L	10	32	3.9	
870	Cupressus macrocarpa – Monterey cypress	SM	L	G	G	L	L	8	14	2	
871	Eucalyptus gomphocephala – Tuart gum	M	L	G	G	L	L	10	24	2.9	
872	Schinus molle - Peppercorn	SM	L	G	G	L	L	7	10	2	
873	Dead tree	D	D	D	D	D	D	D	D	D	

No.	Identification	Est. Age Yrs	ULE	Health	Structure	Significance	Hazard	Height (m)	DBH (m)	TPZ (m) radius	Comment * = Multi Stemmed Tree
874	Callistemon viminalis – Bottle Brush	Y	L	G	G	L	L	9*	5	2	
875	Dead tree	D	D	D	D	D	D	D	D	D	Dead tree
876	Platanus orientalis – Plane Tree	M	L	G	G	L	L	10	25	3	
877	Westringia fruticosa	Y	S	P	P	L	L	6	12	2	
878	Paulownia tomentosa - Paulownia								7	2	
879	Paulownia tomentosa - Paulownia	M	L	G	G	L	L	16	51*	6.1	Great specimen
880	Melaleuca Linariifolia – Paper Bark	M	S	P	P	L	L	6	18	2.2	
881	Fraxinus angustifolia – Desert Ash	SM	L	F	F	L	L	8	16	2.2	
882	Ulmus procera – English Elm	SM	L	F	F	L	L	8	12	2	
883	Eucalyptus leucoxylon – Pink Yellow Gum	M	L	G	G	M	L	12	58*	7	Planted
884	Eucalyptus leucoxylon – Pink Yellow Gum	M	L	G	G	L	L	14	46	5.5	
885	Melaleuca armillaris – Honey Myrtle	M	S	P	P	L	L	9	16	2	
886	Acacia mearnsii – Black Wattle	M	L	G	G	M	L	14	60*	7.2	Great specimen
887	Callistemon Species	M	L	G	P	L	L	6	12	2	
888	Corymbia ficifolia – WA Flowering Gum	M	L	G	G	L	L	14	61	7.3	Grows on extreme lean
889	Betula pendula – Silver Birch	M	M	F	P	L	L	8	19	2.3	
890	Allocasuarina verticillata – She Oak	M	L	G	P	L	L	10	26	3.1	Multi stemmed
891	Cupressus sempervirens – Sky Rocket	M	L	G	G	L	L	8	14	2	

No.	Identification	Est. Age Yrs	ULE	Health	Structure	Significance	Hazard	Height (m)	DBH (m)	TPZ (m) radius	Comment * = Multi Stemmed Tree
892	Cupressus sempervirens – Sky Rocket	M	M	P	P	L	L	8	10	2	
893	Callistemon species	M	M	P	P	L	L	6	12	2	
894	Eucalyptus nicholii – Peppermint Gum	M	S	P	P	L	L	9	25	3	60% Dead
895	Viburnum tinus	M	L	G	G	L	L	4	12	2	
896	Agonis flexuosa – Willow Myrtle	SM	L	P	P	L	H	6	14	2	
897	Eucalyptus platypus	M	M	F	P	L	H	10	45*	5.4	50% Dead
898	Schinus Mollie - Peppercorn	M	L	G	F	L	L	11	34	4.1	
899	Dead tree	D	D	D	D	D	D	12	28*	3.4	
900	Melaleuca nesophila – Purple Melaleuca	M	L	G	P	L	L	5	16	2	
901	Eucalyptus cladocalyx – Sugar gum	M	M	P	P	L	L	12	35	4.2	
902	Eucalyptus Camaldulensis – River Red Gum	M	M	P	P	L	L	12	32	3.8	Planted poor shape and form
903	Ramnus alaternus – Italian Buckthorn									-	Noxious Weed Species
904	Privet Variegated	M	L	G	G	L	L	7	16	2	Multi stemmed
905	Cyressocyparis leylandii - Cypress	M	L	G	G	L	L	9	42 Est	5	
906	Cyressocyparis leylandii - Cypress	M	L	G	G	L	L	9	42 Est	5	
907	Cyressocyparis leylandii - Cypress	M	L	G	G	L	L	9	42 Est	5	
908	Cyressocyparis leylandii - Cypress	M	L	G	G	L	L	9	42 Est	5	
909	Cyressocyparis leylandii - Cypress	M	L	G	G	L	L	9	42 Est	5	
910	Dead tree	D	D	D	D	D	D	D	29	3.5	Dead tree

No.	Identification	Est. Age Yrs	ULE	Health	Structure	Significance	Hazard	Height (m)	DBH (m)	TPZ (m) radius	Comment
911	Corymbia citriodora – Lemon Scented Gum	SM	L	G	F	L	L	12	36	4.3	*= Multi Stemmed Tree Multi branched from 0.5m
912	Callistemon viminalis – Manna Gum	M	M	F	P	L	L	6	23	2.8	Planted
913	Acer Negundo – False alder	Y	L	G	G	L	L	8	7	2	
914	Flowering cherry	M	L	G	G	L	L	9	16	2	Multi stemmed
915	Ramnus alaternus – Italian Buckthorn	-	-	-	-	-	-	-	-	-	Noxious weed species
916	Dead tree	D	D	D	D	D	D	D	D	D	Dead tree
917	Bay tree	SM	L	G	G	L	L	7	14	2	Not tagged in blackberry
918	Dogwood	M	L	G	G	L	L	4	12	2	Multi stemmed
919	Acer negundo	M	L	G	G	L	L	10	26*	3.1	
920	Magnolia	M	L	G	G	L	L	8	19	2.3	Against deck at house
921	Camelia japonica	M	L	G	G	L	L	4	12	2	
923	Prunus species	M	L	G	G	L	L	5	14	2	Self-Sown
924	Corymbia ficifolia – WA Flowering Gum	M	L	G	G	L	L	8	29	3.4	
925	Acacia heterophylla	M	L	G	G	L	L	8	14	2	
926	Fraxinus angustifolia – Desert Ash	SM	L	G	G	L	L	6	10	2	
927	Acca sellowiana - Feijoa	M	L	G	G	L	L	4	12	2	
928	Pittosporum tenuifolium	M	L	G	G	L	L	5	10	2	
929	Pittosporum tenuifolium	M	L	G	G	L	L	6	14	2	
930	Jacaranda mimosa - Jacaranda	M	L	G	G	L	L	6	15	2	
931	Agonis flexuosa – Willow Myrtle	SM	L	G	G	L	L	9	29	3.4	
932	Gingko biloba	Y	L	G	G	L	L	6	7	2	
933	Ulmus procera - Golden Elm	M	L	G	G	L	L	9	32	3.8	
934	Loris lobules - Bay tree	M	L	S	G	L	L	8	26	3.1	
935	Gleditsia triacanthos	M	L	G	G	L	L	7	19	2.3	
936	Gleditsia triacanthos	M	L	G	G	L	L	7	19	2.3	Against shed

No.	Identification	Est. Age Yrs	ULE	Health	Structure	Significance	Hazard	Height (m)	DBH (m)	TPZ (m) radius	Comment * = Multi Stemmed Tree
937	Gleditsia triacanthos	M	L	G	G	L	L	7	19	2.3	
938	Nectarine	M	S	P	P	L	L	5	18	2.2	Failed tree
939	Apple	M	S	G	G	L	L	6	37	4.4	
940	Eucalyptus leucoxyton – Pink Yellow Gum	M	S	P	P	L	H	11	54	6.5	Wood borer 80% dead failing tree planted pink
941	Acacia howittii – Sticky acacia	M	L	G	G	L	L	5	23	2.8	
942	Eucalyptus leucoxyton – Pink Yellow Gum	M	L	G	G	M	L	12	62	7.4	Planted pink form
943	Eucalyptus leucoxyton – Pink Yellow Gum	M	L	G	G	M	L	12	39	4.7	Planted pink form
944	Acacia howittii Sticky acacia	M	L	G	G	M	L	5	11	2	
945	Corymbia maculata – Spotted Gum	M	S	P	P	M	L	12	34	4.1	70% Dead canopy
946	Eucalyptus leucoxyton – pink Yellow Gum	M	L	P	P	L	L	9	41	4.9	
947	Acacia pycnantha – Black Wattle	D	D	D	D	D	D	D	D	D	Dead tree
948	Cytisus proliferus - Lucerne tree	M	L	G	G	L	L	5	31	3.7	Lots of decay in trunk
949	Eucalyptus leucoxyton – pink Yellow Gum	M	L	G	G	L	L	9	39*	4.7	Planted pink form
950	Eucalyptus globulus - blue gum	M	L	P	P	L	L	9	42*	5	40% Dead
951	Cytisus proliferus - Lucerne tree	M	L	P	P	L	L	4	16	2	70% Failed and dead
952	Dead Tree	D	D	D	D	D	D	D	D	D	Dead tree
953	Acacia heterophylla	M	L	G	G	L	L	4	16	2	
954	Cytisus proliferus - Lucerne tree	M	M	P	P	L	H	5	43	5.1	Failed canopy

No.	Identification	Est. Age Yrs	ULE	Health	Structure	Significance	Hazard	Height (m)	DBH (m)	TPZ (m) radius	Comment * = Multi Stemmed Tree
955	Melaleuca armillaris – Honey Myrtle	M	G	G	G	L	L	4	21	2.5	Stunted
956	Melaleuca armillaris – Honey Myrtle	M	G	G	G	L	L	4	23	2.8	
957	Melaleuca armillaris – Honey Myrtle	M	G	G	G	L	L	4	27	3.2	Stunted
958	Melaleuca armillaris – Honey Myrtle	M	G	G	G	L	L	4	27	3.2	Stunted
959	Melaleuca armillaris – Honey Myrtle	M	G	G	G	L	L	4	29	3.5	Stunted
960	Melaleuca armillaris – Honey Myrtle	M	G	G	G	L	L	4	26	3.1	Stunted
961	Pinus Radiata – Monterey pine	M	L	G	G	L	L	16	62	7.4	
962	Pinus Radiata – Monterey pine	M	L	G	G	L	L	16	97	11.6	
963	Cytisus proliferus - Lucerne tree	M	S	P	P	L	L	1	16	2	Tree lying on ground
964	Cyressocyparis leylandii - Cypress	SM	L	G	G	L	L	8	26	3.1	
965	Cyressocyparis leylandii - Cypress	SM	L	G	G	L	L	8	32	3.8	
966	Cyressocyparis leylandii - Cypress	SM	L	G	G	L	L	8	30	3.6	
967	Cyressocyparis leylandii - Cypress	SM	L	G	G	L	L	8	42	5.0	
968	Cyressocyparis leylandii - Cypress	SM	L	G	G	L	L	8	19	2.3	
969	Cytisus proliferus - Lucerne tree	M	L	G	P	L	L	6	20	2.4	Part failed
970	Cyressocyparis leylandii - Cypress	SM	L	G	G	L	L	8	34	4.1	
971	Cyressocyparis leylandii - Cypress	SM	L	G	G	L	L	8	35	4.2	

No.	Identification	Est. Age Yrs	ULE	Health	Structure	Significance	Hazard	Height (m)	DBH (m)	TPZ (m) radius	Comment * = Multi Stemmed Tree
972	Cyressocyparis leylandii - Cypress	SM	L	G	G	L	L	8	43	5.2	
973	Cyressocyparis leylandii - Cypress	SM	L	G	G	L	L	8	42	5.1	
974	Cyressocyparis leylandii - Cypress	Y	L	G	G	L	L	8	15	2	Young
975	Cytisus proliferus - Lucerne tree	M	L	P	P	L	L	6	23	2.8	Failed tree
976	Cytisus proliferus - Lucerne tree	M	S	P	P	L	L	6	31	3.7	Part failed
977	Cytisus proliferus - Lucerne tree	M	S	P	P	L	L	6	23	2.8	Part failed
978	Cyressocyparis leylandii - Cypress	SM	L	G	G	L	L	8	32	3.8	
979	Cyressocyparis leylandii - Cypress	D	D	D	D	D	D	D	D	D	Dead tree
980	Cyressocyparis leylandii - Cypress	SM	L	G	G	L	L	8	32	3.8	
981	Cyressocyparis leylandii - Cypress	SM	L	G	G	L	L	8	35	4.2	
982	Cyressocyparis leylandii - Cypress	SM	L	G	G	L	L	8	15	2	
983	Cyressocyparis leylandii - Cypress	SM	L	G	G	L	L	8	26	3.1	
984	Cyressocyparis leylandii - Cypress	SM	L	G	G	L	L	8	14	2	
985	Cyressocyparis leylandii - Cypress	SM	L	G	G	L	L	8	32	3.8	
986	Cyressocyparis leylandii - Cypress	SM	L	G	G	L	L	8	29	3.5	
987	Cyressocyparis leylandii - Cypress	M	L	G	G	L	L	10	41	5	

No.	Identification	Est. Age Yrs	ULE	Health	Structure	Significance	Hazard	Height (m)	DBH (m)	TPZ (m) radius	Comment * = Multi Stemmed Tree
988	Cyressocyparis leylandii - Cypress	SM	L	G	G	L	L	8	20	2.4	
989	Eucalyptus nicholii	M	S	P	P	L	L	9	69	8.3	605 DEAD NO CROWN
990	Eucalyptus globulus - Blue gum	M	S	P	P	L	L	14	109	13.1	80% Dead planted
991	Melaleuca armillaris – Honey Myrtle	M	M	F	P	L	L	10	67	8	
992	Cyress sempervirens - Cypress	M	L	G	G	L	L	7	24	2.9	
993	Cyress sempervirens - Cypress	M	L	G	G	L	L	7	22	2.6	
994	Cyress sempervirens - Cypress	M	L	G	G	L	L	7	22	2.6	
995	Cyress sempervirens - Cypress	M	L	L	G	L	L	7	21	2.5	
996	Cyress sempervirens - Cypress	M	L	G	G	L	L	7	46	5.5	
997	Cyress sempervirens - Cypress	M	L	G	G	L	L	7	19	2.3	
998	Cyress sempervirens - Cypress	M	L	G	G	L	L	7	18	2.2	
999	Cyress sempervirens - Cypress	M	L	G	G	L	L	7	23	2.8	
1000	Cyress sempervirens - Cypress	M	L	G	G	L	L	7	31	3.7	
1001	Cyress sempervirens - Cypress	M	L	G	G	L	L	7	36	4.3	
1002	Nectarine	M	L	G	G	L	L	5	19	2.3	
1003	Apple	M	L	G	G	L	L	5	20	2.4	
1004	Peach	M	L	G	G	L	L	5	14	2	
1005	Plumb	M	L	G	G	L	L	5	14	2	
1006	Apple	M	L	G	G	L	L	5	14	2	
1007	Eucalyptus globulus - Blue gum	M	?	P	P	L	H	16	N/A	N/A	2X LARGE EPICORMICS @30cm dia REQUIRES REMOVAL

No.	Identification	Est. Age Yrs	ULE	Health	Structure	Significance	Hazard	Height (m)	DBH (m)	TPZ (m) radius	Comment * = Multi Stemmed Tree
1008	Eucalyptus leucoxylon – Pink Yellow Gum	M	L	G	G	M	L	11	29	3.5	Planted
1009	Callistemon harkness – Bottle Brush	M	L	G	G	L	L	6	21	2.5	
1010	Angophora costata – Apple Gum	M	L	G	G	M	L	16	56	6.7	Fabulous tree is possibly the best in the report
1011	Corymbia maculata – Spotted Gum	M	L	G	G	L	L	16	74	8.9	
1012	Eucalyptus gomphocephala – Tuart gum	SM	L	F	F	L	L	9	35	4.2	
1013	Eucalyptus gomphocephala – Tuart gum	D	D	D	D	D	D	D	D	D	Dead tree
1014	Agonis flexuosa – Willow Myrtle	SM	L	G	G	L	L	6	16*	2	
1015	Callistemon harkness - Bottlebrush	SM	L	G	G	L	L	6	12	2	
1016	Alnus jorullensis – Evergreen Elder	SM	L	G	G	L	L	6	18	2.2	
1017	Betula pendula – Silver birch	M	M	P	P	L	M	6	17	2	
1018	Betula pendula – Silver Birch	M	M	P	P	L	M	6	15	2	
1019	Melaleuca armillaris – Honey bracelet myrtle	M	M	P	P	L	M	6	20	2.4	Poor specimen
1020	Melaleuca armillaris – Honey bracelet myrtle	M	M	P	P	L	M	6	20	2.4	Poor specimen
1021	Eucalyptus camaldulensis – River Red Gum	SM	L	G	G	M	L	14	73	8.8	Planted
1022	Melaleuca armillaris	M	M	P	P	L	L	8	21	2.5	Not tag under red gum
1023	Acacia heterophylla	M	L	G	G	L	L	4	12	2	

No.	Identification	Est. Age Yrs	ULE	Health	Structure	Significance	Hazard	Height (m)	DBH (m)	TPZ (m) radius	Comment
1024	Cupressus macrocarpa – Monterey cypress	M	L	G	G	L	L	7	16	2	*= Multi Stemmed Tree No tag under red gum
1025	Schinus Mollie – Peppercorn	Y	L	G	G	L	L	4	14	2	
1026	Melaleuca armillaris	M	L	G	G	L	L	8	32	3.8	
1027	Cyressocyparis leylandii - Cypress	SM	L	G	G	L	L	8	21	2.5	No tag behind
1028	Cyressocyparis leylandii - Cypress	SM	L	G	G	L	L	8	21	2.5	Drive way boundary
1029	Eucalyptus camaldulensis – River Red Gum	SM	L	G	G	M	L	11 2	41	2.5	Drive way boundary
1030	Grevillea robusta – Silky Oak	SM	L	G	G	L	L	6	12	2	Drive way boundary
1031	Cyressocyparis leylandii - Cypress	SM	L	G	G	L	L	7	14	2	Drive way boundary
1032	Cyressocyparis leylandii - Cypress	SM	L	G	G	L	L	7	14	2	Drive way boundary
1033	Cyressocyparis leylandii - Cypress	SM	L	G	G	L	L	7	14	2	Drive way boundary
1034	Melaleuca armillaris	SM	L	G	G	L	L	6	12	2	Drive way boundary
1035	Cyressocyparis leylandii - Cypress	SM	L	G	G	L	L	7	14	2	Drive way boundary
1036	Cyressocyparis leylandii - Cypress	SM	L	G	G	L	L	7	21	2.5	Drive way boundary
1037	Cyressocyparis leylandii - Cypress	Y	S	P	P	L	L	5	11	2	
1038	Cyressocyparis leylandii - Cypress	SM	L	G	G	L	L	9	23	2.8	
1039	Cyressocyparis leylandii - Cypress	SM	L	G	G	L	L	9	21	2.5	
1040	Cyressocyparis leylandii - Cypress	SM	L	G	G	L	L	9	24	2.9	

No.	Identification	Est. Age Yrs	ULE	Health	Structure	Significance	Hazard	Height (m)	DBH (m)	TPZ (m) radius	Comment * = Multi Stemmed Tree
1041	Cypressocyparis leylandii - Cypress	SM	L	G	G	L	L	9	26	3.1	
1042	Cypressocyparis leylandii - Cypress	D	D	D	D	D	D	D	D	D	Dead tree







ST. QUENTIN
 Surveyors - Town Planners - Engineers
 51 LITTLE FYANS STREET,
 P.O. BOX 919, GEELONG 3220
 TELEPHONE (03) 5201 1811 FAX (03) 5229 2000

This plan has been prepared to support a Town Planning Application to subdivide land and should not be used for any other purpose. It is subject to Approval by Council and may be amended without notice. This note is an integral part of this plan.

**PLAN OF TREE LOCATIONS
 JETTY ROAD
 DRYSDALE, 3222**

SCALE	LEVEL DATUM	
1:750	N/A	
TITLE REF.		
-		
SURVEY DATE	SURVEY REF.	PAGE
02/2018	14246	4/5

A3



4.0 Conclusion

Replacement of removed specimens should be highly considered so as to not lose the tree amenity of the site over the coming years. Staggered planting of replacements ensures an ongoing landscape.

Whilst the process of redevelopment can be expensive if using large advanced replacement trees, younger less expensive trees often establish more soundly and better suit often restricted budgets. Let's Talk About Trees encourages using smaller trees and working with the asset over time.

The grounds also have many sound assets and carrying out the maintenance as described will see these assets improve and become sound arboricultural assets of the grounds for many years to come.

5.0 Recommendation

The recommendation of this report are as follows;

1. The two Australian Standards AS4970 –2009 Protection of Trees on Construction Sites, and AS 4373—2007 Pruning of Amenity Trees should be used in the ongoing management of the tree assets of this site.
2. All works carried out to the trees should be undertaken by qualified certificate 3, 4 or 5 arborist as per the guideline of Australian Standard AS4970 –2009 Protection of Trees on Construction Sites.
3. This report recommends the removal of vegetation on the site. HOWEVER this report DOES NOT give permissions for removal of vegetation.

These permissions must be sought from other authorities.

Heavy penalties for removal of vegetation without the correct permissions may apply in some areas.

6.0 Appendices

6.1 Site Detail



6.2 Applying the Tree Protection Zone (TPZ)

The diagram below indicates how the dimensions of the Structural Root Zone and the Tree Protection Zone are applied.



6.3 Descriptor's

Definitions Descriptor's used for throughout this report.

AGE

Category	Description
Young	Juvenile or recently planted approximately 1-7 years.
Semi Mature	Tree actively growing.
Mature	Tree has reached expected size in situation.
Senescent	Tree is over mature and has started to decline.

HEALTH

Good	Foliage of tree is entire, with good colour, very little sign of pathogens and of good density. Growth indicators are good ie. Extension growth of twigs and wound wood development. Minimal or no canopy die back (deadwood).
Fair	Tree is showing one or more of the following symptoms; < 25% dead wood, minor canopy die back, foliage generally with good colour though some imperfections may be present. Minor pathogen damage present, with growth indicators such as leaf size, canopy density and twig extension growth typical for the species in this location.
Poor	Tree is showing one or more of the following symptoms of tree decline; > 25% deadwood, canopy die back is observable, discoloured or distorted leaves. Pathogens present, stress symptoms are observable as reduced leaf size, extension growth and canopy density.
Dead or dying	Tree is in severe decline; > 55% deadwood, very little foliage, possibly epicormic shoots, minimal extension growth.

STRUCTURE

Good	Trunk and scaffold branches show good taper and attachment with minor or no structural defects. Tree is a good example of the species with a well-developed form showing no obvious root problems or pests and diseases.
Fair	Tree shows some minor structural defects or minor damage to trunk eg. bark missing, there could be cavities present. Minimal damage to structural roots. Tree could be seen as typical for this species.
Poor	There are major structural defects, damage to trunk or bark missing. Co-dominant stems could be present or poor structure with likely points of failure. Girdling or damaged roots obvious. Tree is structurally problematic.
Hazardous	Tree is an immediate hazard with potential to fail, this should be rectified as soon as possible.

HAZARD

Hazard is rated into three levels; **LOW**, **MEDIUM**, and **HIGH**.

1. **LOW;** Tree appears to be structurally sound, is healthy with no signs of pests or disease, has good vigour and is clear of any hazards.
2. **MEDIUM;** Tree displays signs of structural problems, evidence of pests or disease, signs of low vigour, deadwood, decay, may be growing into an area that could create a hazard.
3. **HIGH;** Tree is an immediate hazard with the potential to fail, this should be rectified as soon as possible.

USEFUL LIFE EXPECTANCY – ULE

LONG ULE; Trees that appears to be retainable with an acceptable level of risk for more than 40 years.

1. Structurally sound trees located in positions that can accommodate future growth.
2. Storm damaged or defective trees that could be made suitable for retention in the long term by remedial tree surgery.
3. Trees of special significance for historical, commemorative or rarity reasons that would warrant extraordinary efforts to secure their long-term retention.

MEDIUM ULE; Trees that appear to be retainable with an acceptable level of risk for 15 to 40 years.

1. Trees that may only live between 15 and 40 years.
2. Trees that may live for more than 40 years but would be removed to allow the safe development of more suitable individuals.
3. Trees that may live for more than 40 years but would be removed during the course of normal management for safety and nuisance reasons.
4. Storm damage or defective trees that can be made suitable for retention in the medium term by remedial work.

SHORT ULE; Trees that appear to be retainable with an acceptable level of risk for 5 to 15 years.

1. Trees that may live for 5 to 15 years.
2. Trees that may live for more than 15 years but would be removed to allow the safe development of more suitable individuals.
3. Trees that may live for more than 15 years but would be removed during the course of normal management for safety and nuisance reasons.
4. Storm damaged or defective trees that require substantial remedial work to make safe and are only suitable for retention in the short term.

REMOVE; Trees with a high level of risk that would need removal within the next 5 years.

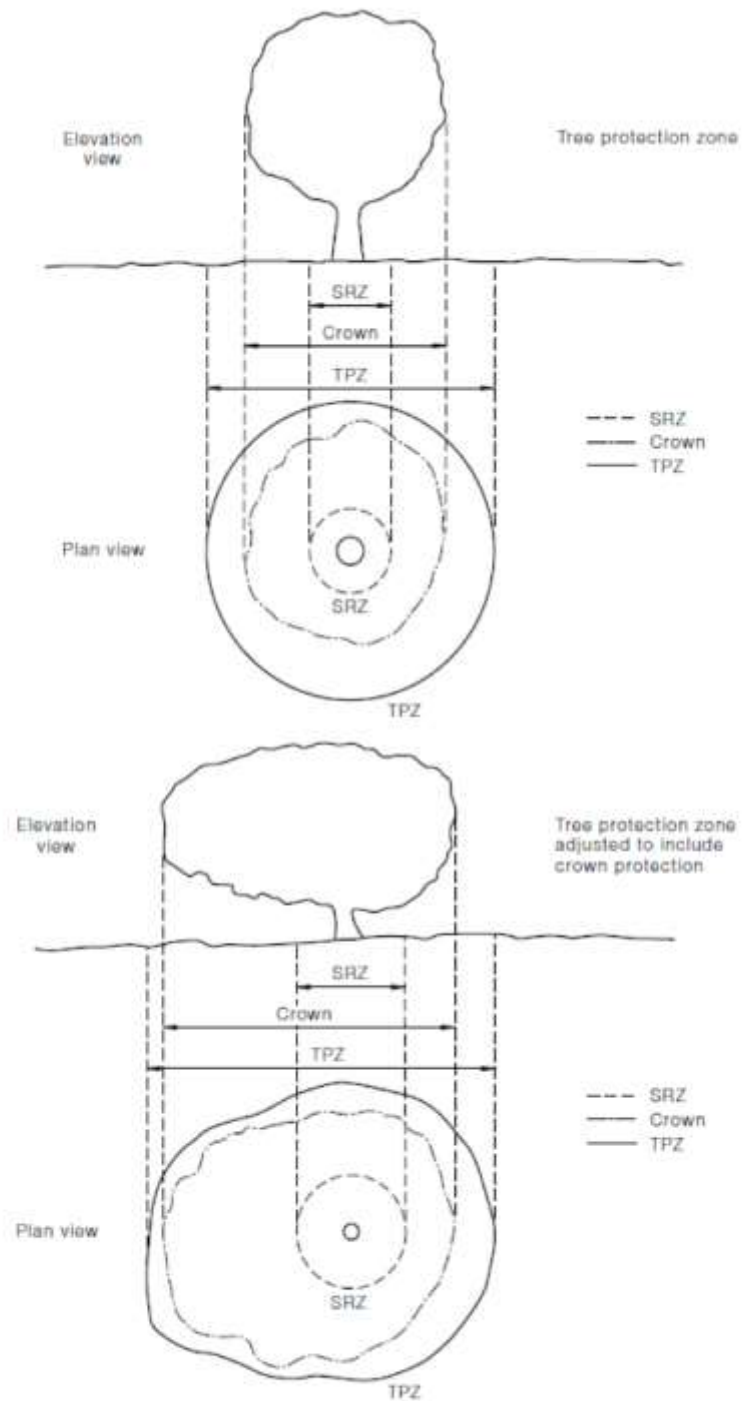
1. Dead trees.
2. Dying or suppressed and declining trees through disease or inhospitable conditions.
3. Dangerous trees through instability or recent loss of adjacent trees.
4. Dangerous trees through structural defects including cavities, decay, included bark, wounds or poor form.
5. Damaged trees that are considered unsafe to retain.
6. Trees that will become dangerous after removal of other trees for the above reasons.

SIGNIFICANCE / RETENTION VALUE

Significance is rated into three levels; **LOW, MEDIUM, HIGH.**

- LOW;** Trees that offer little in terms of contributing to the future landscape for the reasons of poor health or structural condition, species suitability in relation to unacceptable growth habit, noxious, poisonous or weed species or ULE, or a combination of these characteristics. Should be considered for removal.
- MODERATE;** Trees with some beneficial attributes that may benefit the site in relation to botanical, horticultural, historical or local significance but may be limited to some degree by their future growth potential at the site by maintenance requirements now or in the future. These trees should be considered for retention if possible within the development design, they may be modified to allow for construction. (eg. pruning, etc;)
- HIGH;** Trees with the potential to positively contribute to the site due to their botanical, horticultural, historical or local significance in combination with good characteristics of structure, health and future development. Should be considered for inclusion within development plans.

6.4 Structural Root Zone & Tree Protection Zone.



NOTE: Refer to Clause 3.2 for calculation of TPZ.

FIGURE 2 INDICATIVE TREE PROTECTION ZONE

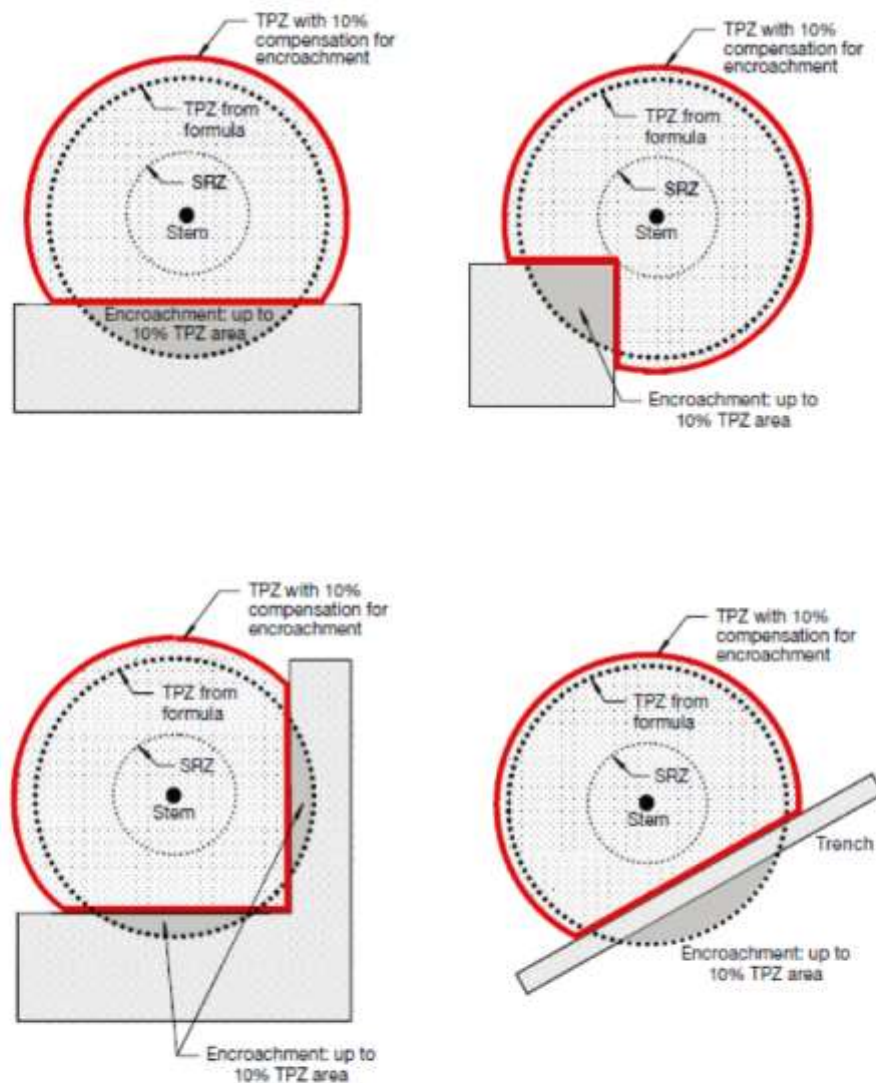
6.5 Tree Protection Zone Encroachment Examples

29

AS 4970—2009

APPENDIX D ENCROACHMENT INTO TREE PROTECTION ZONE (Informative)

Encroachment into the tree protection zone (TPZ) is sometimes unavoidable. Figure D1 provides examples of TPZ encroachment by area, to assist in reducing the impact of such incursions.



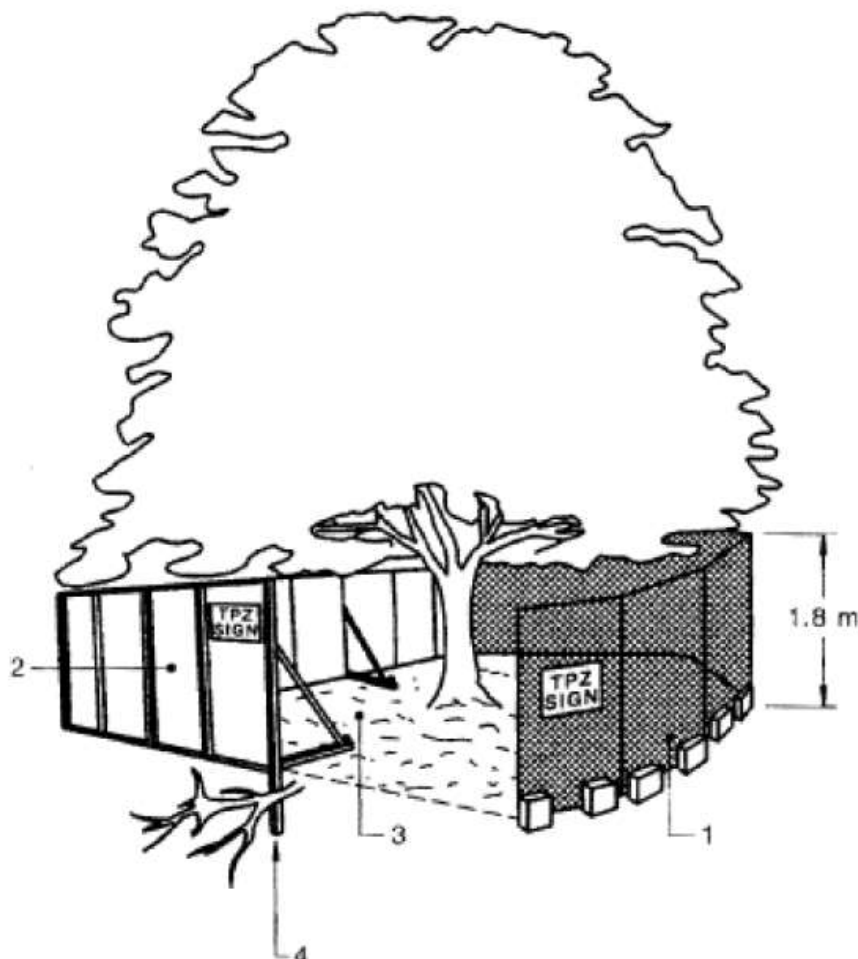
NOTE: Less than 10% TPZ area and outside SRZ. Any loss of TPZ compensated for elsewhere.

FIGURE D1 EXAMPLES OF MINOR ENCROACHMENT INTO TPZ

6.6 Tree Protection Zone (TPZ) Signs

4.4 SIGNS

Signs identifying the TPZ should be placed around the edge of the TPZ and be visible from within the development site (refer Figure 3). The lettering on the sign should comply with AS 1319. Appendix C provides an example of a suitable TPZ sign.



LEGEND:

- 1 Chain wire mesh panels with shade cloth (if required) attached, held in place with concrete feet.
- 2 Alternative plywood or wooden paling fence panels. This fencing material also prevents building materials or soil entering the TPZ.
- 3 Mulch installation across surface of TPZ (at the discretion of the project arborist). No excavation, construction activity, grade changes, surface treatment or storage of materials of any kind is permitted within the TPZ.
- 4 Bracing is permissible within the TPZ. Installation of supports should avoid damaging roots.

FIGURE 3 PROTECTIVE FENCING

(Extract from AS4970 – 2009 Protection of trees on Development sites)

6.7 Tree Protection Zone (TPZ) Example

AS 4970—2009

28

APPENDIX C TREE PROTECTION ZONE SIGN EXAMPLE (Informative)

A TPZ sign provides clear and readily accessible information to indicate that a TPZ has been established. Figure C1 provides an example of a suitable sign.



FIGURE C1 TREE PROTECTION ZONE SIGN

(Extract from AS4970 – 2009 Protection of trees on Development sites)

6.8 Indicative Stages in Development

Stage in Development	Tree Management Process	
	Matters for Consideration	Actions and Certificates
Planning (Sections 2 and 3)		
Site acquisition	Legal constraints	
Detail surveys	Council plans and policies Planning instruments and controls Heritage Threatened species	Existing trees accurately plotted on survey plan.
Preliminary tree assessment	Hazard/risks Tree retention value	Evaluate trees suitable for retention and mark on plan Provide preliminary arboricultural report and indicative TPZs to guide development layout.
Preliminary development design	Condition of trees Proximity to buildings Location of services Roads Level changes Building operations space Long-term management	Planning selection of trees for retention Design review by proponent Design modifications to minimise impact to trees.
Development submission	Identify trees for retention through comprehensive arboricultural impact assessment of proposed construction. Determine tree protection measures. Landscape design.	Provide arboricultural impact assessment including tree protection plan (drawing) and specification.
Development approval	Development controls Conditions of consent	Review consent conditions relating to trees.
Pre-construction (Sections 4 and 5)		
Initial site preparation	State based OHS requirements for tree work Approved retention/removal Refer to AS 4373 for the requirements on the pruning of amenity trees Specifications for tree protection measures.	Compliance with conditions of consent. Tree removal/tree retention/transplanting Tree pruning Certification of tree removal and pruning. Establish/delineate TPZ Install protective measures Certification of tree protection measures.

Stage in Development	Tree Management Process	
	Matters for Consideration	Actions and Certificates
Construction (Sections 4 and 5)		
Site establishment	Temporary infrastructure Demolition, bulk earthworks, hydrology	Locate temporary infrastructure to minimise impact on related trees. Maintain protective measures Certification of tree protection measures.
Construction work	Liaison with site manager, compliance Deviation from approved plan	Maintain or amend protective measures Supervision and monitoring
Implement hard and soft landscape works	Installation of irrigation services Control of compaction work Installation of pavement and retaining walls	Remove selected protective measures as necessary Remedial tree works Supervision and monitoring
Practical completion	Tree vigour and structure	Remove all remaining tree protection measures Certification of tree protection
Post Construction (Section 5)		
Defects liability / maintenance period	Tree vigour and structure	Maintenance and monitoring Final remedial tree works Final certification of tree condition

NOTES:

1. Owing to variations in planning legislation, this Table is a general indication of the process only
2. Certification of tree protection and condition should be carried out by the project Arborist.

Extract from Australian Standard 4970 – 2009 – Protection of Trees on Development Sites.

The above Table shows clearly the process of tree protection on development sites as set out in the Australian Standard. It can also serve as a guide to the set up and management of new and replacement plantings.

This Table should be followed in the management of all trees on development sites.

Depending on the stage of the project you are undertaking, the type of project you are undertaking and specific other requirements of various planning departments, in some instances additional reports may be required.

The above Table serves as an indicative guide to the process of managing and protecting trees.


7.0 References

Australian Standard® **AS4970-2009, Protection of trees on development sites, 2009, Sydney**

Australian Standard® **AS4373-2007, Pruning of Amenity Trees, 2007, Sydney**

Alex L. Shigo, **A New Tree Biology**. 1986. USA

Alex L. Shigo, **Modern Arboriculture**. 1991. USA



Writings within the report are of the author's personal knowledge and belief. The information and knowledge released in the report when referenced should be referenced to

Matt Branagh, Dip.App.Scl – Horticulture/Arboriculture – Let's Talk About Trees.

8.0 Terms and Limitations of the Report

- Any legal information in the report has been provided to Let's Talks About Trees by an external source and it is assumed to be correct. All references to property title and/or control or ownership of land are assumed to be correct as Let's Talk About Trees has been advised.
- Great care has been taken in sourcing information for this report so as it is correct. Let's Talk About Trees cannot be responsible for information provided which is not directly under control of its staff.
- No Let's Talk About Trees employee shall be required to give testimony or attend court for any matter in relation to this report, unless further contractual arrangements have been made.
- This report must not be altered in any shape or form. It has been written as a whole document and is intended for use as a whole document. Any changes or modifications to this report not undertaken Let's Talk About Trees by shall render this report invalid in its entirety.
- In no way is this report biased or weighted. The content of the report is written in the full, honest opinion of the Let's Talk About Trees Consulting Arborist.
- No diagrams, pictures, graphs or other reference material in this report is said to be to scale or value unless stipulated. All measurements and values are made to the best of the author's ability at the time of reporting and should be checked before using as final measurements for whatever reason.
- This report is developed around the information provided by our client in the project brief. Only issues covered by the project brief are discussed in this report.
- All details, information and advice contained in this report have been researched and referenced. Where no reference is included, it is the author's learned opinion, experience and observations.

THIS REPORT IS WRITTEN UNDER FULL COPYRIGHT.

NO SECTION MAY BE REPRODUCED FOR ANY REASON WHATSOEVER,

UNLESS WITH THE WRITTEN PERMISSION OF Let's Talk About Trees